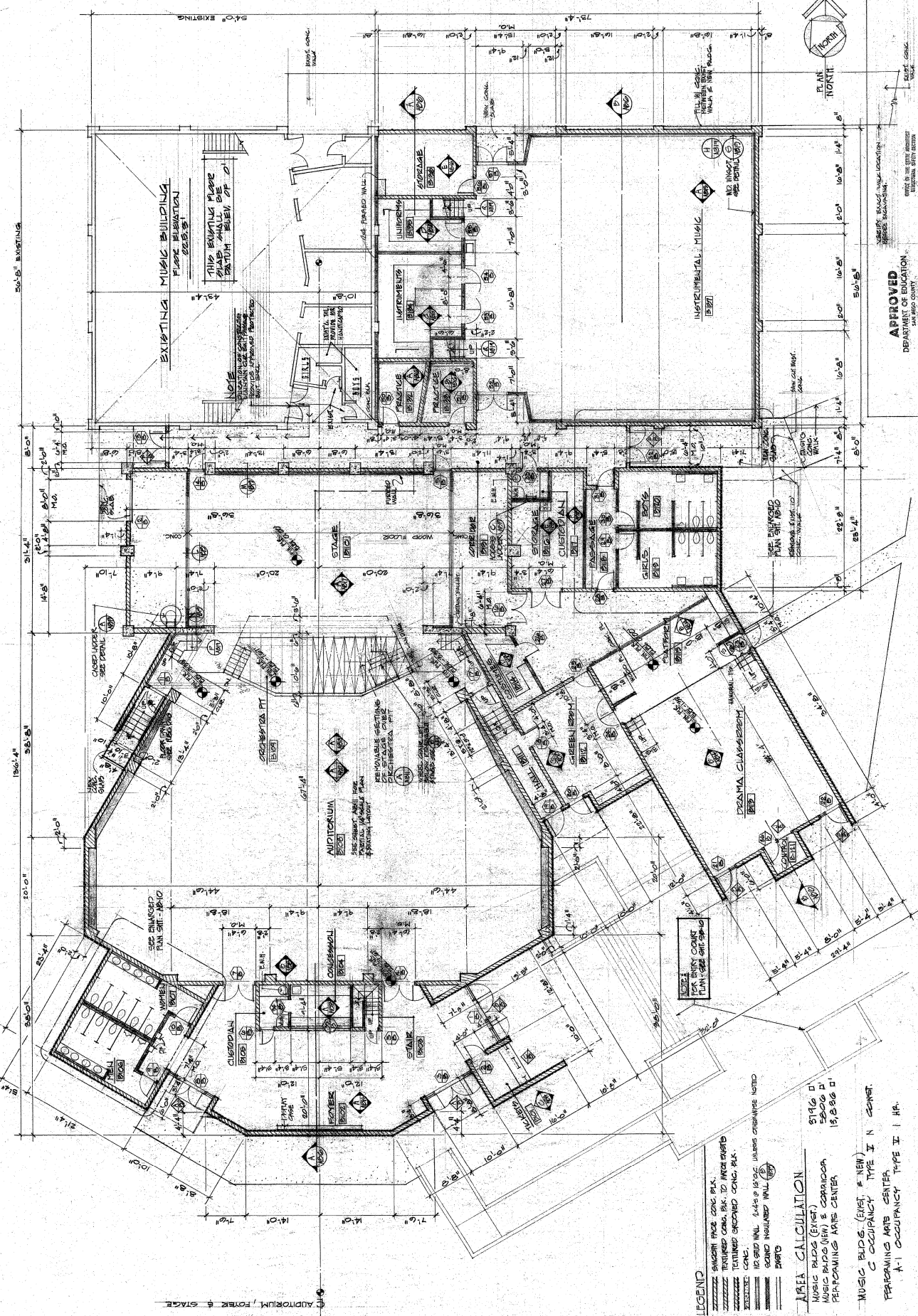


Richard Young
 01-2324

FLOOR PLAN

JULY 20, 1977

AB 1
 # 1000



APPROVED
 DEPARTMENT OF EDUCATION
 SAN DIEGO COUNTY
 1977 01077
 THIS PLAN WAS APPROVED
 BY THE COUNTY BOARD OF SUPERVISORS
 ON 06/20/77
 APPROVED
 JULY 20, 1977
 APPROVED
 JULY 20, 1977

FLOOR PLAN
 1/2" = 1'-0"

LEGEND
 SWAGHT FACE CONC. BLK.
 TEXTURED CONC. BLK. TO INTERIORS
 TEXTURED GROUDED CONC. BLK.
 CONC. WALL 4" x 8" @ 16" O.C. UNLESS OTHERWISE NOTED
 SAND INSULATED WALL
 PARTS

AREA CALCULATION
 MUSIC BUILDING (NET) 81,916 S.F.
 MUSIC BUILDING & AUDITORIUM 52,006 S.F.
 PERFORMING ARTS CENTER 13,808 S.F.

MUSIC BLDG. (NET) TYPE I N CENTER
 PERFORMING ARTS CENTER TYPE II I HR.
 A-1 OCCUPANCY TYPE II I HR.

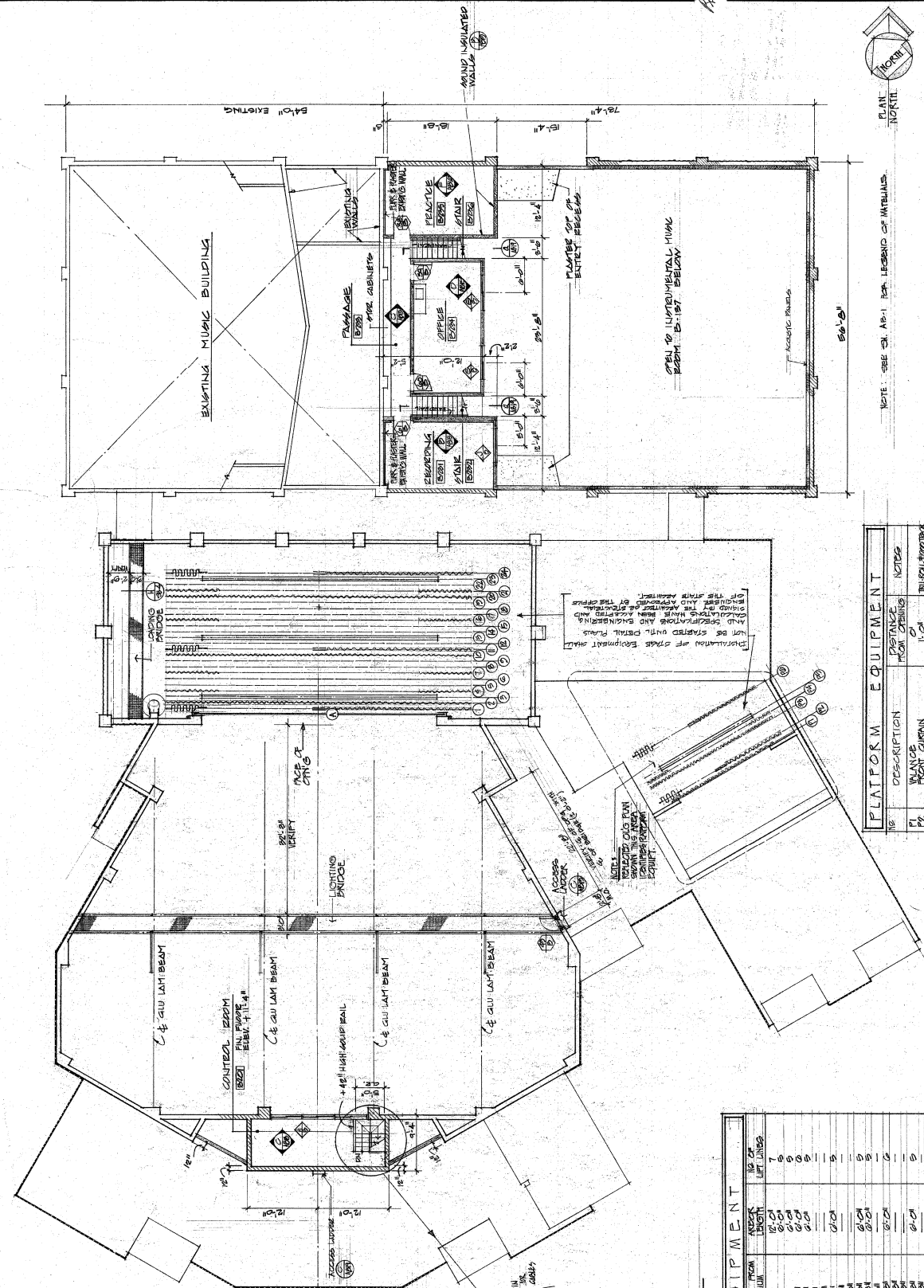
NOTE: FOR ENTRY COURT PLAN - SEE SHEET 01-2324-02

REMOVABLE SEATING
 SEE SHEET 01-2324-02
 DIE CAST METAL
 WOOD FLOOR

AUDITORIUM
 SEE SHEET 01-2324-02
 FLOORING: WOOD
 PARTIAL WALKWAY PLAN
 EXISTING WALL

EXISTING MUSIC BUILDING
 PLUMBING RELOCATION
 THIS BUILDING SHOULD BE
 DEMOLISHED AND REBUILT
 WITH A STAIR CASE AT
 EAST END





APPROVED NOV 19 1977
 OFFICE OF THE STATE ARCHITECT
 STATEMENT OF APPROVAL
 APPROVED NOV 10 1977
 DEPARTMENT OF EDUCATION
 SAN DIEGO COUNTY
 A 40725
 PROJECT NO. 10-10-10-10-10-10
 APPROVED NOV 10 1977
 PROJECT NO. 10-10-10-10-10-10
 APPROVED NOV 10 1977
 PROJECT NO. 10-10-10-10-10-10

PLATFORM EQUIPMENT

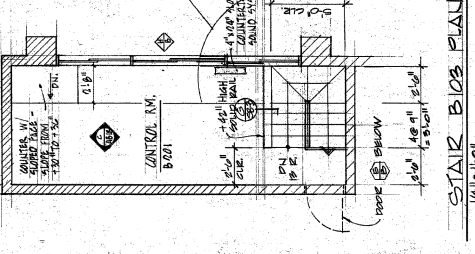
NO.	DESCRIPTION	POSITION	NOTES
P1	WALL MOUNTED LIGHTS	01	TRUCK MOUNTED
P2	WALL MOUNTED LIGHTS	02	TRUCK MOUNTED
P3	WALL MOUNTED LIGHTS	03	TRUCK MOUNTED
P4	WALL MOUNTED LIGHTS	04	TRUCK MOUNTED
P5	WALL MOUNTED LIGHTS	05	TRUCK MOUNTED
P6	WALL MOUNTED LIGHTS	06	TRUCK MOUNTED

U P P E R L E V E L P L A N
 1/8" = 1'-0"

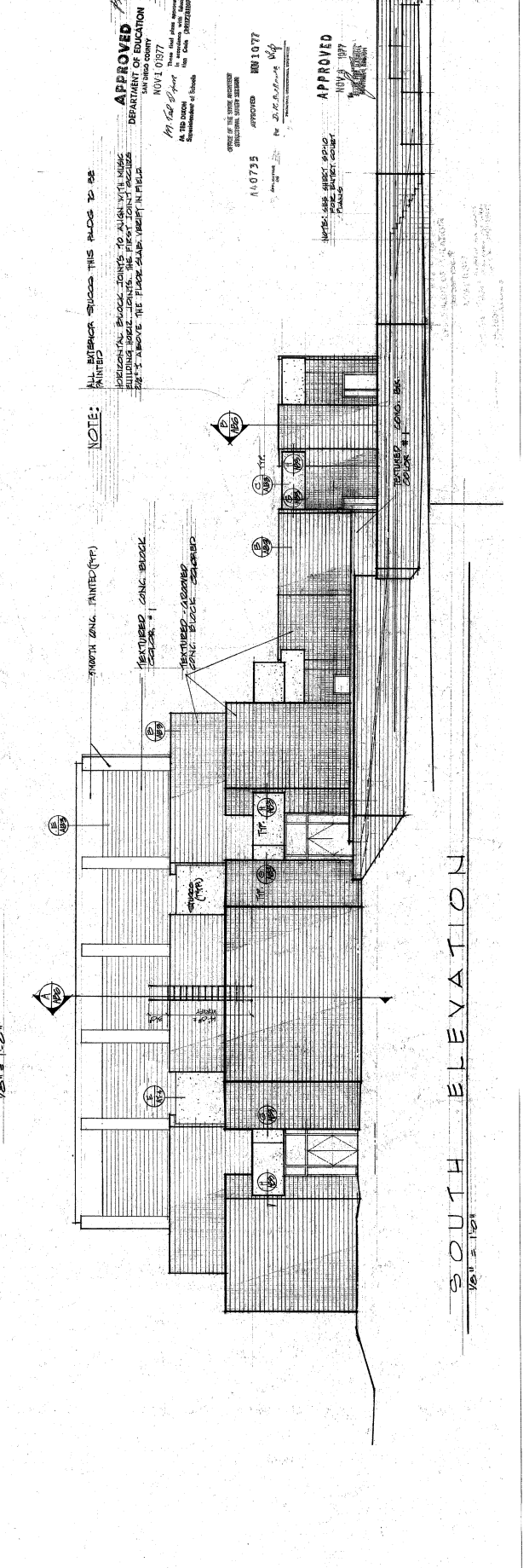
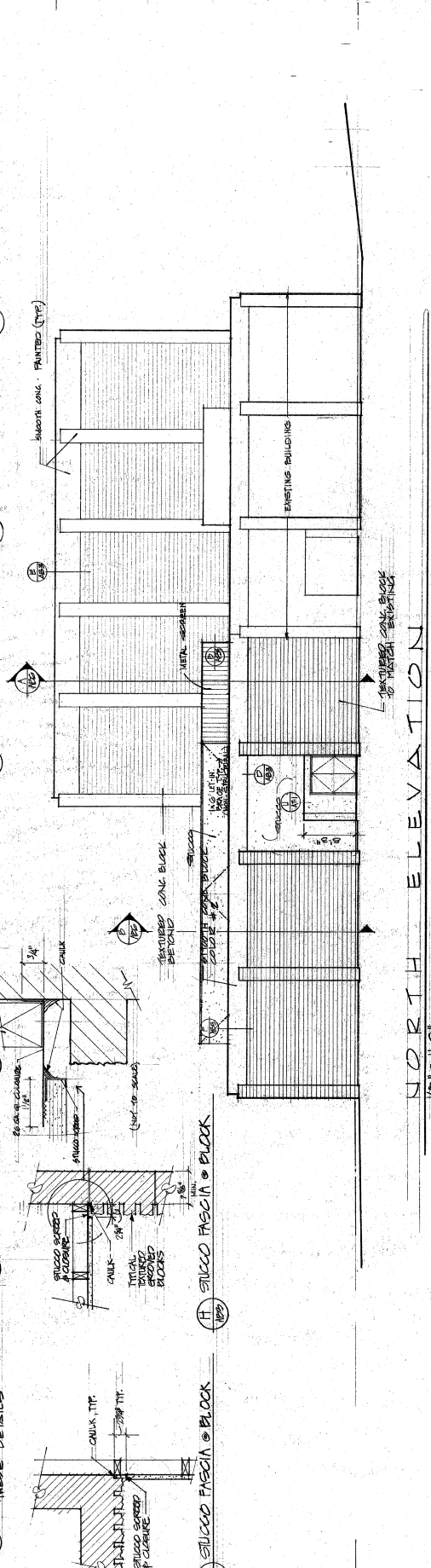
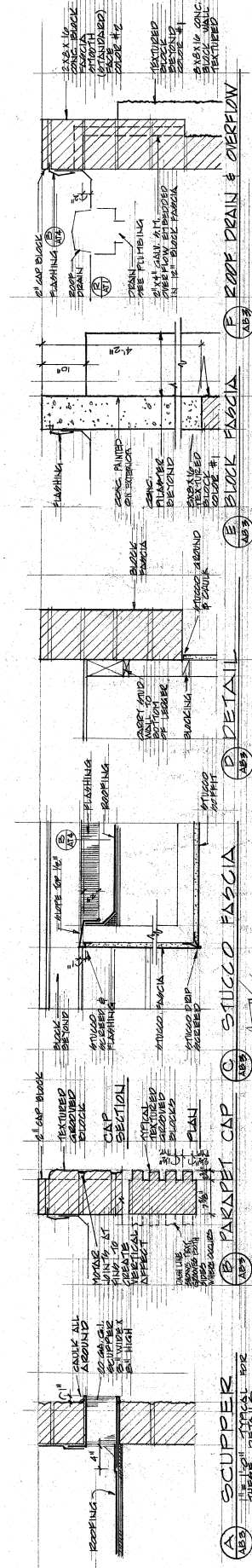
STAGE EQUIPMENT

NO.	DESCRIPTION	POSITION	NOTES
1	WALL MOUNTED LIGHTS	01	TRUCK MOUNTED
2	WALL MOUNTED LIGHTS	02	TRUCK MOUNTED
3	WALL MOUNTED LIGHTS	03	TRUCK MOUNTED
4	WALL MOUNTED LIGHTS	04	TRUCK MOUNTED
5	WALL MOUNTED LIGHTS	05	TRUCK MOUNTED
6	WALL MOUNTED LIGHTS	06	TRUCK MOUNTED
7	WALL MOUNTED LIGHTS	07	TRUCK MOUNTED
8	WALL MOUNTED LIGHTS	08	TRUCK MOUNTED
9	WALL MOUNTED LIGHTS	09	TRUCK MOUNTED
10	WALL MOUNTED LIGHTS	10	TRUCK MOUNTED
11	WALL MOUNTED LIGHTS	11	TRUCK MOUNTED
12	WALL MOUNTED LIGHTS	12	TRUCK MOUNTED
13	WALL MOUNTED LIGHTS	13	TRUCK MOUNTED
14	WALL MOUNTED LIGHTS	14	TRUCK MOUNTED
15	WALL MOUNTED LIGHTS	15	TRUCK MOUNTED
16	WALL MOUNTED LIGHTS	16	TRUCK MOUNTED
17	WALL MOUNTED LIGHTS	17	TRUCK MOUNTED
18	WALL MOUNTED LIGHTS	18	TRUCK MOUNTED
19	WALL MOUNTED LIGHTS	19	TRUCK MOUNTED
20	WALL MOUNTED LIGHTS	20	TRUCK MOUNTED
21	WALL MOUNTED LIGHTS	21	TRUCK MOUNTED
22	WALL MOUNTED LIGHTS	22	TRUCK MOUNTED
23	WALL MOUNTED LIGHTS	23	TRUCK MOUNTED
24	WALL MOUNTED LIGHTS	24	TRUCK MOUNTED

NOTE: PROVIDE 6 PAINTED MARKS WITH LIGHT BACK LETTERS, SETTING IN THIS ROOM. ONE MARK TO BE PLACED AT TOP OF EACH COLUMN. THE OTHER FIVE TO BE PLACED AT 1/4" INTERVALS FROM THE MARK #5 TO THE MARK #6.



Richard Young
 ARCHITECT

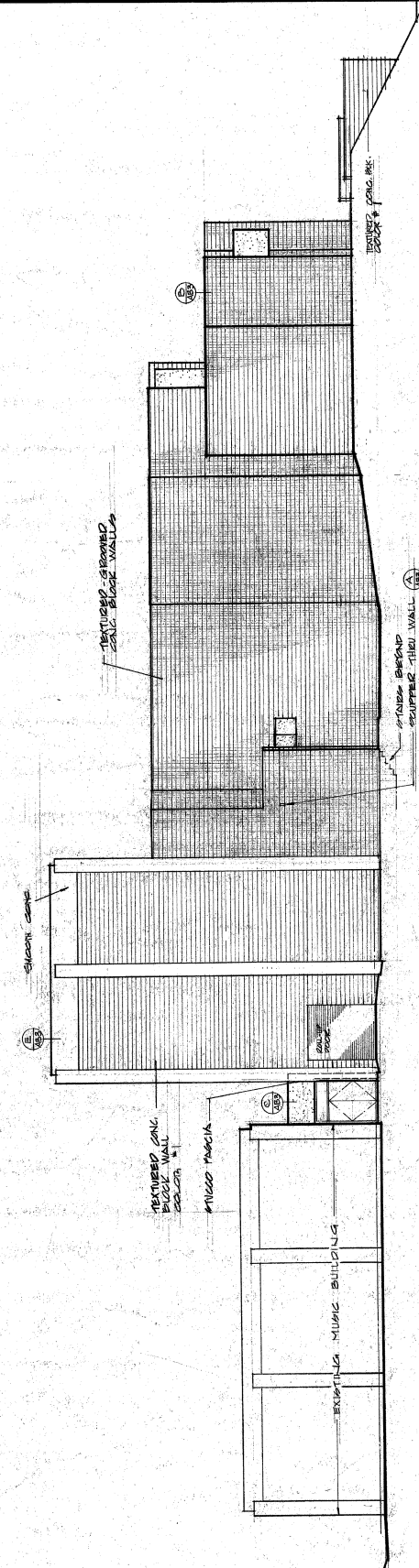
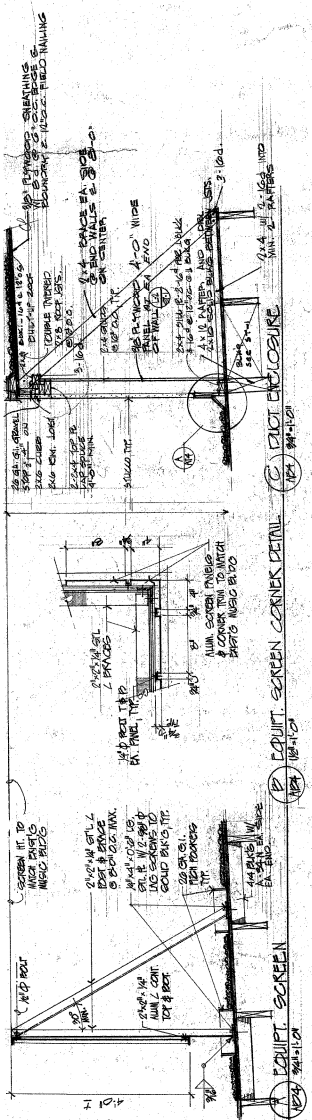


NOTE:
 ALL EXTERIOR STUCCO THIS FLOOR TO BE PAINTED
 HORIZONTAL BRICK JOINTS TO MATCH WITH EXISTING BUILDING HORIZONTAL JOINTS. THE FIRST JOINT SHALL BE 2'-0" ABOVE THE FLOOR SLAB. VERIFY IN FIELD.

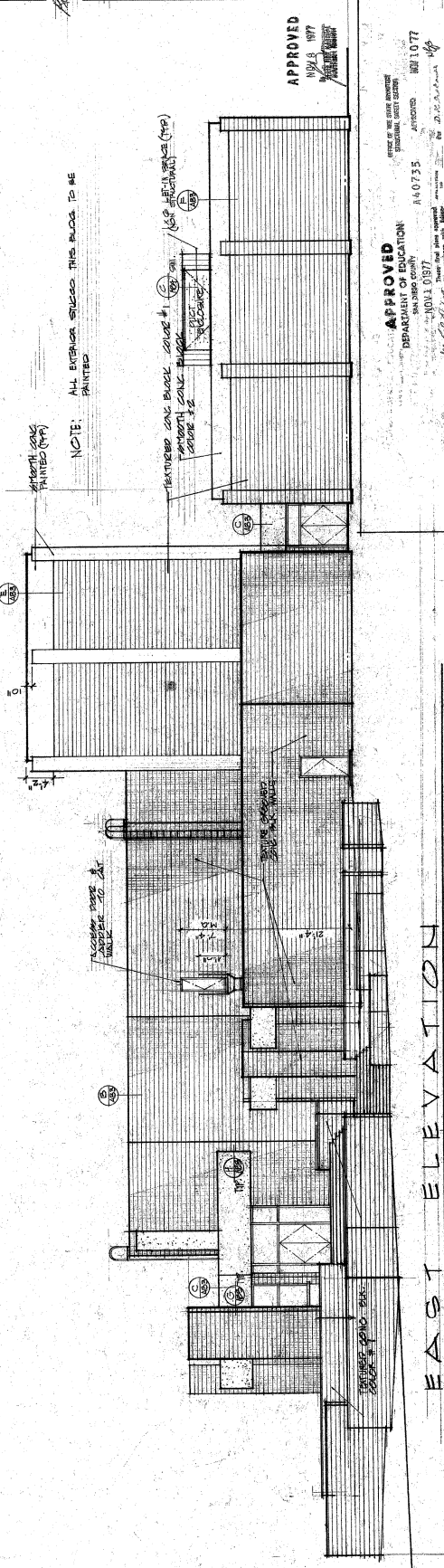
APPROVED
 RICHARD B. YOUNG
 ARCHITECT
 NOV 1 09 17
 DEPARTMENT OF EDUCATION
 SAN DIEGO COUNTY
 OFFICE OF THE STATE ARCHITECT
 1630 AVENUE C
 SAN DIEGO, CALIF. 92101

APPROVED
 NOV 1 09 17
 DEPARTMENT OF EDUCATION
 SAN DIEGO COUNTY
 OFFICE OF THE STATE ARCHITECT
 1630 AVENUE C
 SAN DIEGO, CALIF. 92101

APPROVED
 NOV 1 09 17
 DEPARTMENT OF EDUCATION
 SAN DIEGO COUNTY
 OFFICE OF THE STATE ARCHITECT
 1630 AVENUE C
 SAN DIEGO, CALIF. 92101



WEST ELEVATION
1/2" = 1'-0"



EAST ELEVATION
1/2" = 1'-0"

APPROVED
MAY 9 1977
OFFICE OF THE SUPERINTENDENT OF EDUCATION
SACRAMENTO COUNTY

PROJECT NO. R-40735
APPROVED MAY 10 1977
BY: [Signature]

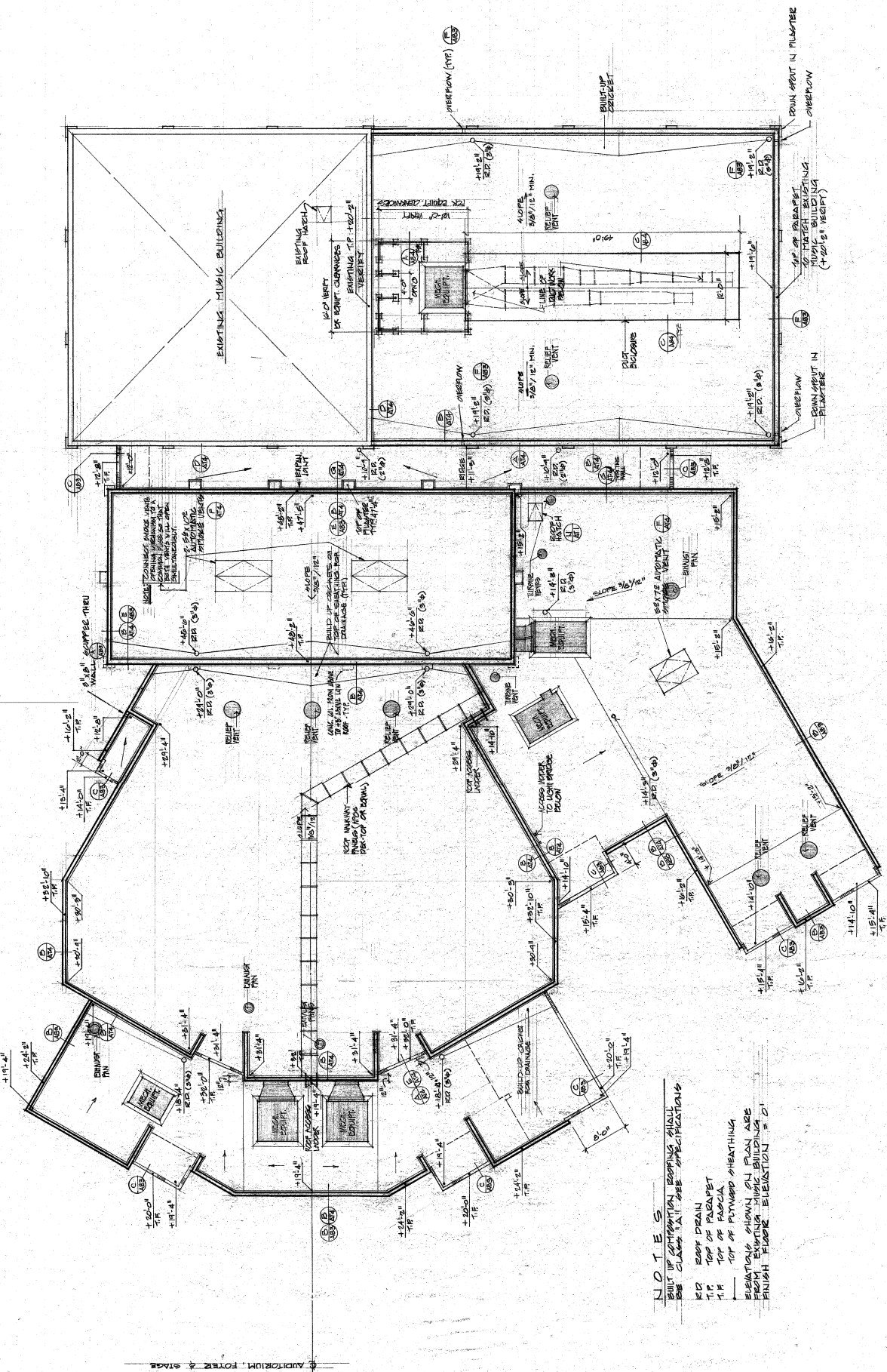
APPROVED
JULY 20 1977
BY: [Signature]

ARCHITECTS PLANNERS RICHARD B YOUNG AIA RICHARD A LUMSDEN AIA
2630 WILF ROAD, FALLBROOK, CALIF. 92028 (714) 728-8413

ARCHITECTS PLANNERS RICHARD B YOUNG AIA RICHARD A LUMSDEN AIA
 2630 WILF ROAD, FALLBROOK, CALIF. 92028 (714) 728-8413

EL CAMINO HIGH SCHOOL STUDENT CLASS ROOMS
 FALLBROOK, CALIF.

EXTERIOR ELEVATIONS
 JULY 20 1977
AIB 4
 \$1000



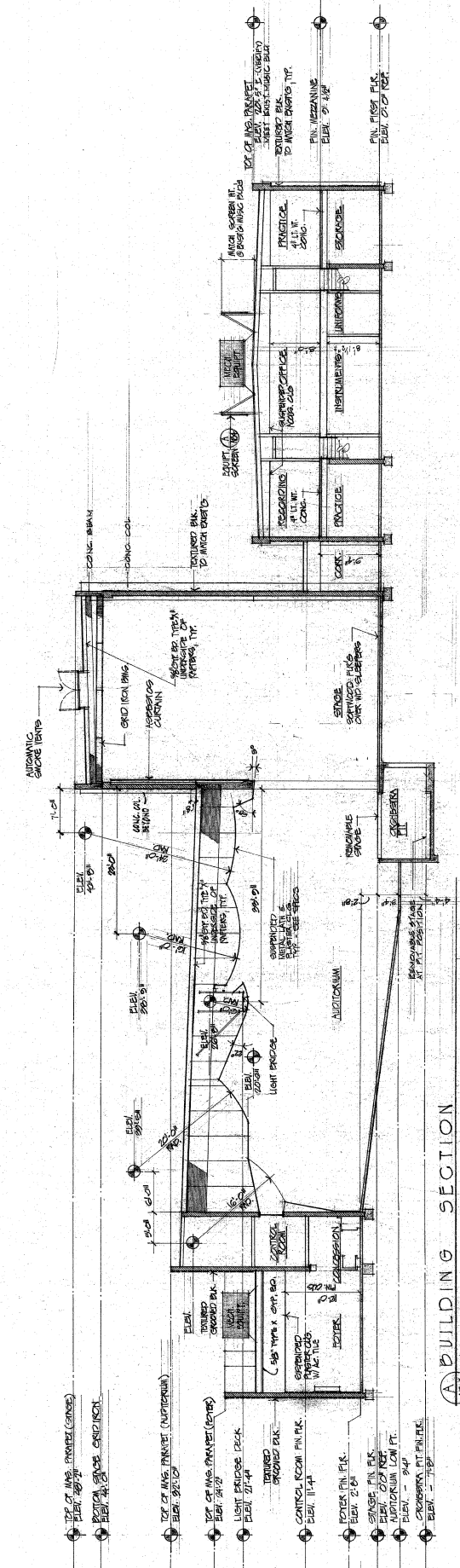
APPROVED
 DEPARTMENT OF EDUCATION
 SAN DIEGO COUNTY
 DIVISION OF EDUCATION
 APPROVED BY: [Signature]
 DATE: 10/10/11
 PROJECT NO: A10735
 PROJECT NAME: EL CAMINO HIGH SCHOOL STUDENT CLASSROOMS



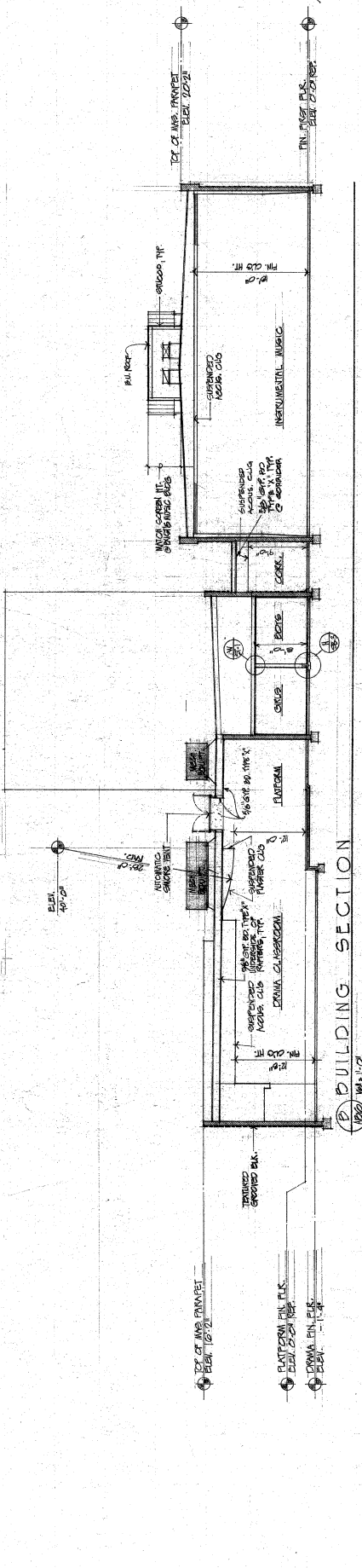
R O O F P L A N
 1/16" = 1'-0"

NOTES
 1. BUILD UP ROOFING SHALL BE CLASS "A" SEE SPECIFICATIONS
 2. ROOF DRAIN
 3. TOP OF FLASHING
 4. TOP OF PLASTER
 5. FINISH FLOOR ELEVATION SHALL BE FROM BUILDING FINISH FLOOR ELEVATION = 0'

AUDITORIUM, FORE & STAGE

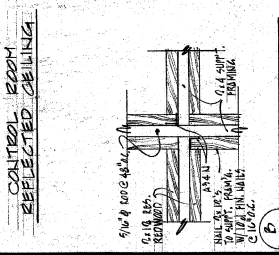
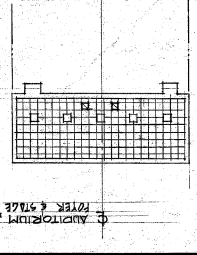
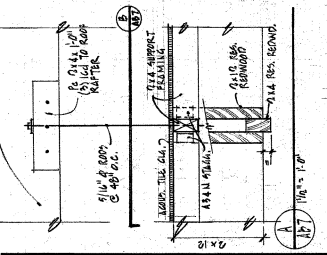
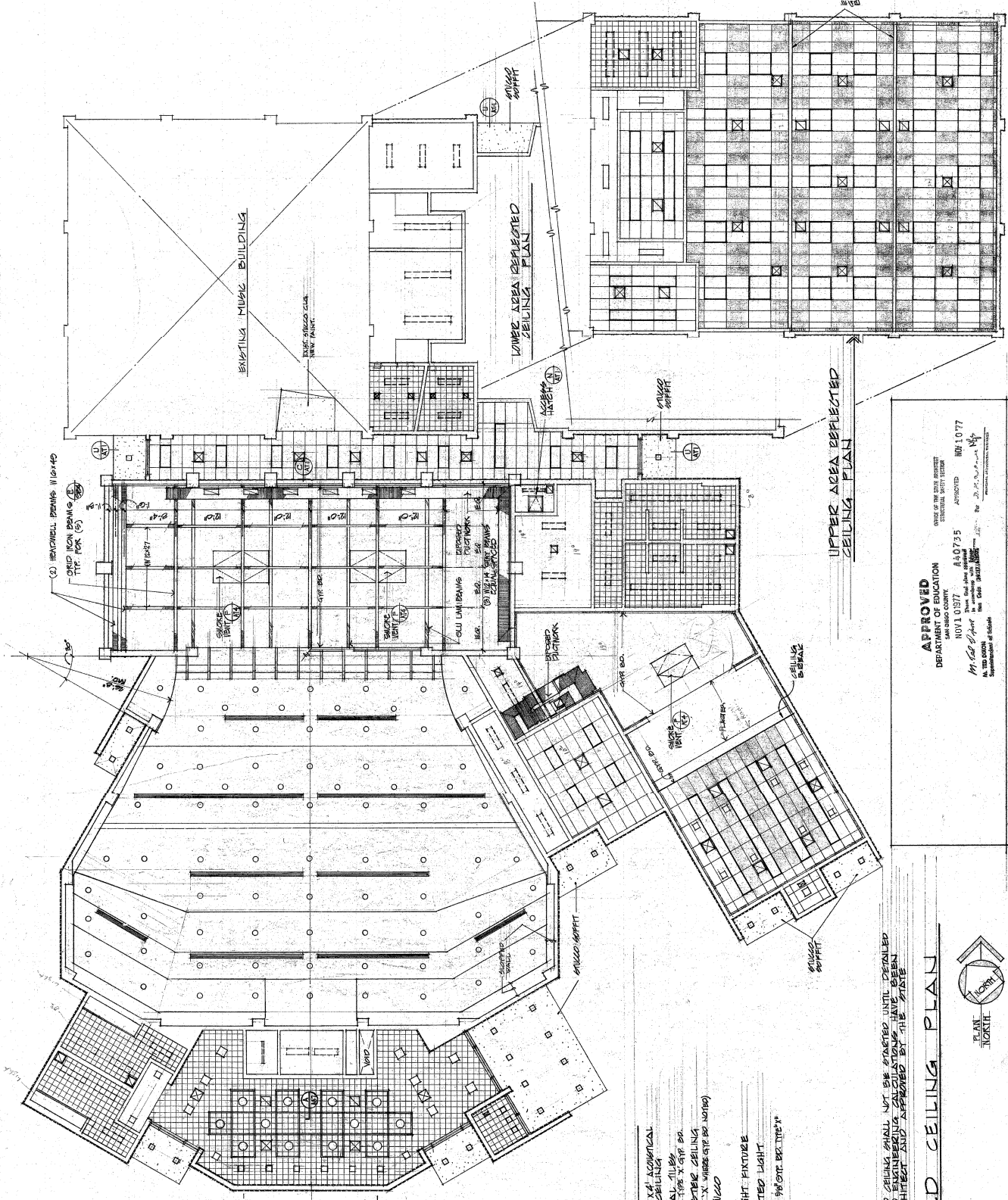


A BUILDING SECTION
 1/2" = 1'-0"



B BUILDING SECTION
 1/2" = 1'-0"

APPROVED
 DEPARTMENT OF EDUCATION
 SAN DIEGO COUNTY
 NOV 1 0 1977
 APPROVED A 40725
 OFFICE OF THE STATE SUPERVISOR
 EDUCATIONAL INSTITUTIONS
 APPROVED NOV 19 1977
 STATE OF CALIFORNIA
 APPROVED NOV 10 1977
 OFFICE OF THE STATE SUPERVISOR
 EDUCATIONAL INSTITUTIONS
 APPROVED NOV 10 1977
 OFFICE OF THE STATE SUPERVISOR
 EDUCATIONAL INSTITUTIONS



- LEGEND**
- EXPANDED 2' X 4' ACQUANTAL BAY IN TILE CEILING
 - 1/2\"/>

NOTE: INSTALLATION OF SUSPENDED CEILING SHALL NOT BE STARTED UNTIL DESIRED UTILIZATION OF ROOMS HAS BEEN DETERMINED AND APPROVED BY THE STATE ARCHITECT (S.D.A.)

REFLECTED CEILING PLAN
 1/8" = 1'-0"

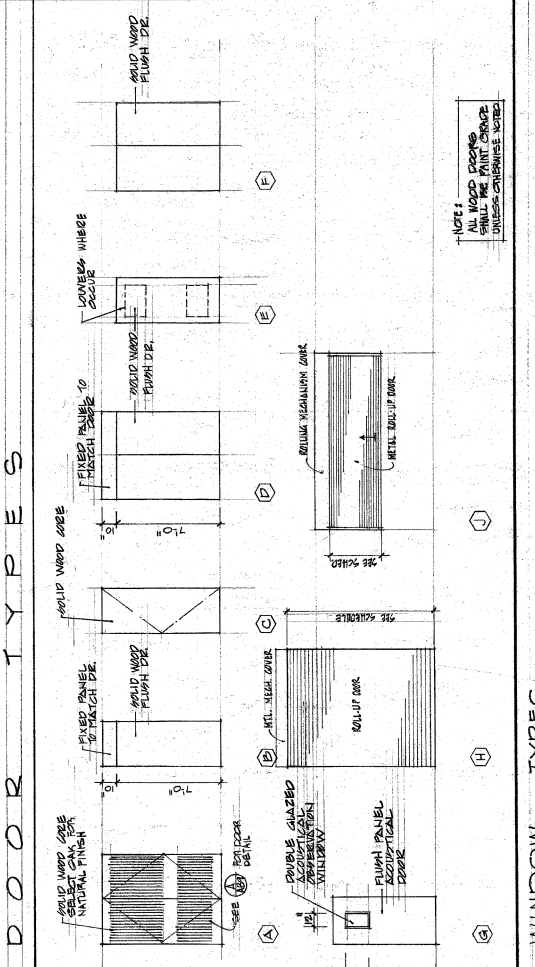
PLAN NORTH

APPROVED
 DEPARTMENT OF EDUCATION
 SAN DIEGO COUNTY
 NOV 10 1977
 APPROVED
 M. G. O'NEILL
 ARCHITECT
 1000 NORTH
 UNIVERSITY BLVD.
 SAN DIEGO, CALIF. 92108

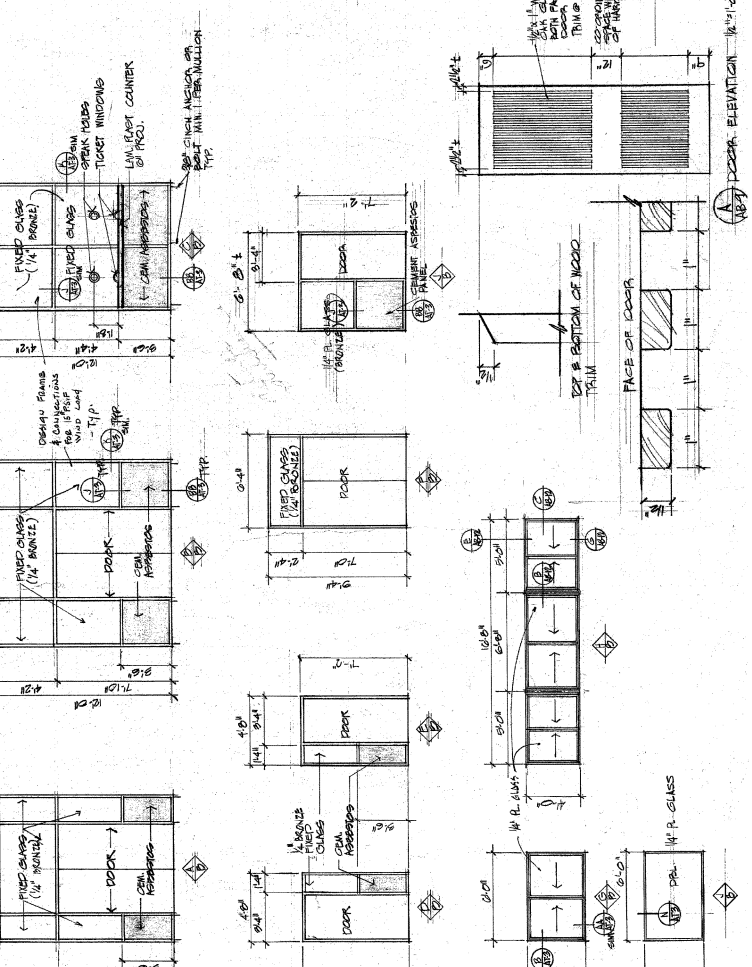
NOTES

① PAINT DRYWALL PANELS IN SUSPENDED CEILING
 DRYWALL AT UNDERSIDE OF ROOF JOISTS
 DRYWALL CEILING & PLASTER WALLS OVER RESILIENT FLOORING CHANNELS
 ON PLASTER OR SMOOTH FACE CONG. F.L.A. SURFACES
 PLASTER WALLS ONLY
 REINFORCE CONCRETE FINISH
 LATH & PLASTER INSTALLED ON PERPENDICULAR
 SEE SHEET A411 FOR EXTENT OF CARPET
 CARPET TRUCK TRUMPET & RUGS

ROOM NO.	ROOM NAME	FLOOR FINISH		BASE FINISH		WALLS FINISH		WAINSCOT MATERIAL FINISH	CABINETS MATERIAL FINISH	CEILING		REMARKS
		MATERIAL	FINISH	MATERIAL	FINISH	MATERIAL	FINISH			MATERIAL	HEIGHT	
1001	TICKETS											
1002	FOYER											
1003	STAIR											
1004	RECEPTION											
1005	RESTROOM											
1006	MEN											
1007	WOMEN											
1008	AUDITORIUM											
1009	ORCHESTRA PIT											
1010	STAGE											
1011	HALL											
1012	GREEN ROOM											
1013	DRAWING CLASSROOM											
1014	COMPUTERS											
1015	PLAZA											
1016	CLASSROOM											
1017	CLASSROOM											
1018	PASSAGE											
1019	STAIR											
1020	STAIR											
1021	CONTROL											
1022	CORRIDOR											
1023	PRACTICE											
1024	PRACTICE											
1025	STAIR											
1026	PASSAGE											
1027	STAIR											
1028	STAIR											
1029	STAIR											
1030	STAIR											
1031	STAIR											
1032	STAIR											
1033	STAIR											
1034	STAIR											
1035	STAIR											
1036	STAIR											
1037	STAIR											
1038	STAIR											
1039	STAIR											
1040	STAIR											



NOTE: ALL WOOD DOORS SHALL BE WHITE GRAPE UNLESS OTHERWISE NOTED.



EL CAPITANO HIGH SCHOOL STUDENT CLUBROOMS
REARDOOR, CLAIR

DOOR	DOOR SIZE		DOOR TYPE	DETAILS		HARDWARE	REMARKS
	WIDTH	HEIGHT		HEAD	JAMB		
B 1	48"	7'-0"	A	L	Z	20 MIN ASSEM.	PANIC 35 HARDWARE
B 2	48"	7'-0"	A	L	Z	20 MIN ASSEM.	PANIC 35 HARDWARE
B 3	48"	7'-0"	A	L	Z	20 MIN ASSEM.	PANIC 35 HARDWARE
B 4	48"	7'-0"	A	L	Z	20 MIN ASSEM.	PANIC 35 HARDWARE
B 5	48"	7'-0"	A	L	Z	20 MIN ASSEM.	PANIC 35 HARDWARE
B 6	48"	7'-0"	A	L	Z	20 MIN ASSEM.	PANIC 35 HARDWARE
B 7	48"	7'-0"	A	L	Z	20 MIN ASSEM.	PANIC 35 HARDWARE
B 8	48"	7'-0"	A	L	Z	20 MIN ASSEM.	PANIC 35 HARDWARE
B 9	48"	7'-0"	A	L	Z	20 MIN ASSEM.	PANIC 35 HARDWARE
B 10	48"	7'-0"	A	L	Z	20 MIN ASSEM.	PANIC 35 HARDWARE
B 11	48"	7'-0"	A	L	Z	20 MIN ASSEM.	PANIC 35 HARDWARE
B 12	48"	7'-0"	A	L	Z	20 MIN ASSEM.	PANIC 35 HARDWARE
B 13	48"	7'-0"	A	L	Z	20 MIN ASSEM.	PANIC 35 HARDWARE
B 14	48"	7'-0"	A	L	Z	20 MIN ASSEM.	PANIC 35 HARDWARE
B 15	48"	7'-0"	A	L	Z	20 MIN ASSEM.	PANIC 35 HARDWARE
B 16	48"	7'-0"	A	L	Z	20 MIN ASSEM.	PANIC 35 HARDWARE
B 17	48"	7'-0"	A	L	Z	20 MIN ASSEM.	PANIC 35 HARDWARE
B 18	48"	7'-0"	A	L	Z	20 MIN ASSEM.	PANIC 35 HARDWARE
B 19	48"	7'-0"	A	L	Z	20 MIN ASSEM.	PANIC 35 HARDWARE
B 20	48"	7'-0"	A	L	Z	20 MIN ASSEM.	PANIC 35 HARDWARE
B 21	48"	7'-0"	A	L	Z	20 MIN ASSEM.	PANIC 35 HARDWARE
B 22	48"	7'-0"	A	L	Z	20 MIN ASSEM.	PANIC 35 HARDWARE
B 23	48"	7'-0"	A	L	Z	20 MIN ASSEM.	PANIC 35 HARDWARE
B 24	48"	7'-0"	A	L	Z	20 MIN ASSEM.	PANIC 35 HARDWARE
B 25	48"	7'-0"	A	L	Z	20 MIN ASSEM.	PANIC 35 HARDWARE
B 26	48"	7'-0"	A	L	Z	20 MIN ASSEM.	PANIC 35 HARDWARE
B 27	48"	7'-0"	A	L	Z	20 MIN ASSEM.	PANIC 35 HARDWARE
B 28	48"	7'-0"	A	L	Z	20 MIN ASSEM.	PANIC 35 HARDWARE
B 29	48"	7'-0"	A	L	Z	20 MIN ASSEM.	PANIC 35 HARDWARE
B 30	48"	7'-0"	A	L	Z	20 MIN ASSEM.	PANIC 35 HARDWARE
B 31	48"	7'-0"	A	L	Z	20 MIN ASSEM.	PANIC 35 HARDWARE
B 32	48"	7'-0"	A	L	Z	20 MIN ASSEM.	PANIC 35 HARDWARE
B 33	48"	7'-0"	A	L	Z	20 MIN ASSEM.	PANIC 35 HARDWARE
B 34	48"	7'-0"	A	L	Z	20 MIN ASSEM.	PANIC 35 HARDWARE
B 35	48"	7'-0"	A	L	Z	20 MIN ASSEM.	PANIC 35 HARDWARE
B 36	48"	7'-0"	A	L	Z	20 MIN ASSEM.	PANIC 35 HARDWARE
B 37	48"	7'-0"	A	L	Z	20 MIN ASSEM.	PANIC 35 HARDWARE
B 38	48"	7'-0"	A	L	Z	20 MIN ASSEM.	PANIC 35 HARDWARE
B 39	48"	7'-0"	A	L	Z	20 MIN ASSEM.	PANIC 35 HARDWARE
B 40	48"	7'-0"	A	L	Z	20 MIN ASSEM.	PANIC 35 HARDWARE
B 41	48"	7'-0"	A	L	Z	20 MIN ASSEM.	PANIC 35 HARDWARE
B 42	48"	7'-0"	A	L	Z	20 MIN ASSEM.	PANIC 35 HARDWARE
B 43	48"	7'-0"	A	L	Z	20 MIN ASSEM.	PANIC 35 HARDWARE
B 44	48"	7'-0"	A	L	Z	20 MIN ASSEM.	PANIC 35 HARDWARE
B 45	48"	7'-0"	A	L	Z	20 MIN ASSEM.	PANIC 35 HARDWARE
B 46	48"	7'-0"	A	L	Z	20 MIN ASSEM.	PANIC 35 HARDWARE
B 47	48"	7'-0"	A	L	Z	20 MIN ASSEM.	PANIC 35 HARDWARE
B 48	48"	7'-0"	A	L	Z	20 MIN ASSEM.	PANIC 35 HARDWARE
B 49	48"	7'-0"	A	L	Z	20 MIN ASSEM.	PANIC 35 HARDWARE
B 50	48"	7'-0"	A	L	Z	20 MIN ASSEM.	PANIC 35 HARDWARE
B 51	48"	7'-0"	A	L	Z	20 MIN ASSEM.	PANIC 35 HARDWARE
B 52	48"	7'-0"	A	L	Z	20 MIN ASSEM.	PANIC 35 HARDWARE
B 53	48"	7'-0"	A	L	Z	20 MIN ASSEM.	PANIC 35 HARDWARE
B 54	48"	7'-0"	A	L	Z	20 MIN ASSEM.	PANIC 35 HARDWARE
B 55	48"	7'-0"	A	L	Z	20 MIN ASSEM.	PANIC 35 HARDWARE
B 56	48"	7'-0"	A	L	Z	20 MIN ASSEM.	PANIC 35 HARDWARE
B 57	48"	7'-0"	A	L	Z	20 MIN ASSEM.	PANIC 35 HARDWARE
B 58	48"	7'-0"	A	L	Z	20 MIN ASSEM.	PANIC 35 HARDWARE
B 59	48"	7'-0"	A	L	Z	20 MIN ASSEM.	PANIC 35 HARDWARE
B 60	48"	7'-0"	A	L	Z	20 MIN ASSEM.	PANIC 35 HARDWARE
B 61	48"	7'-0"	A	L	Z	20 MIN ASSEM.	PANIC 35 HARDWARE
B 62	48"	7'-0"	A	L	Z	20 MIN ASSEM.	PANIC 35 HARDWARE
B 63	48"	7'-0"	A	L	Z	20 MIN ASSEM.	PANIC 35 HARDWARE
B 64	48"	7'-0"	A	L	Z	20 MIN ASSEM.	PANIC 35 HARDWARE
B 65	48"	7'-0"	A	L	Z	20 MIN ASSEM.	PANIC 35 HARDWARE
B 66	48"	7'-0"	A	L	Z	20 MIN ASSEM.	PANIC 35 HARDWARE
B 67	48"	7'-0"	A	L	Z	20 MIN ASSEM.	PANIC 35 HARDWARE
B 68	48"	7'-0"	A	L	Z	20 MIN ASSEM.	PANIC 35 HARDWARE
B 69	48"	7'-0"	A	L	Z	20 MIN ASSEM.	PANIC 35 HARDWARE
B 70	48"	7'-0"	A	L	Z	20 MIN ASSEM.	PANIC 35 HARDWARE
B 71	48"	7'-0"	A	L	Z	20 MIN ASSEM.	PANIC 35 HARDWARE
B 72	48"	7'-0"	A	L	Z	20 MIN ASSEM.	PANIC 35 HARDWARE
B 73	48"	7'-0"	A	L	Z	20 MIN ASSEM.	PANIC 35 HARDWARE
B 74	48"	7'-0"	A	L	Z	20 MIN ASSEM.	PANIC 35 HARDWARE
B 75	48"	7'-0"	A	L	Z	20 MIN ASSEM.	PANIC 35 HARDWARE
B 76	48"	7'-0"	A	L	Z	20 MIN ASSEM.	PANIC 35 HARDWARE
B 77	48"	7'-0"	A	L	Z	20 MIN ASSEM.	PANIC 35 HARDWARE
B 78	48"	7'-0"	A	L	Z	20 MIN ASSEM.	PANIC 35 HARDWARE
B 79	48"	7'-0"	A	L	Z	20 MIN ASSEM.	PANIC 35 HARDWARE
B 80	48"	7'-0"	A	L	Z	20 MIN ASSEM.	PANIC 35 HARDWARE
B 81	48"	7'-0"	A	L	Z	20 MIN ASSEM.	PANIC 35 HARDWARE
B 82	48"	7'-0"	A	L	Z	20 MIN ASSEM.	PANIC 35 HARDWARE
B 83	48"	7'-0"	A	L	Z	20 MIN ASSEM.	PANIC 35 HARDWARE
B 84	48"	7'-0"	A	L	Z	20 MIN ASSEM.	PANIC 35 HARDWARE
B 85	48"	7'-0"	A	L	Z	20 MIN ASSEM.	PANIC 35 HARDWARE
B 86	48"	7'-0"	A	L	Z	20 MIN ASSEM.	PANIC 35 HARDWARE
B 87	48"	7'-0"	A	L	Z	20 MIN ASSEM.	PANIC 35 HARDWARE
B 88	48"	7'-0"	A	L	Z	20 MIN ASSEM.	PANIC 35 HARDWARE
B 89	48"	7'-0"	A	L	Z	20 MIN ASSEM.	PANIC 35 HARDWARE
B 90	48"	7'-0"	A	L	Z	20 MIN ASSEM.	PANIC 35 HARDWARE
B 91	48"	7'-0"	A	L	Z	20 MIN ASSEM.	PANIC 35 HARDWARE
B 92	48"	7'-0"	A	L	Z	20 MIN ASSEM.	PANIC 35 HARDWARE
B 93	48"	7'-0"	A	L	Z	20 MIN ASSEM.	PANIC 35 HARDWARE
B 94	48"	7'-0"	A	L	Z	20 MIN ASSEM.	PANIC 35 HARDWARE
B 95	48"	7'-0"	A	L	Z	20 MIN ASSEM.	PANIC 35 HARDWARE
B 96	48"	7'-0"	A	L	Z	20 MIN ASSEM.	PANIC 35 HARDWARE
B 97	48"	7'-0"	A	L	Z	20 MIN ASSEM.	PANIC 35 HARDWARE
B 98	48"	7'-0"	A	L	Z	20 MIN ASSEM.	PANIC 35 HARDWARE
B 99	48"	7'-0"	A	L	Z	20 MIN ASSEM.	PANIC 35 HARDWARE
B 100	48"	7'-0"	A	L	Z	20 MIN ASSEM.	PANIC 35 HARDWARE

NOTES:
 1. ALL DETAILS CALLED FOR IN THE ABOVE SCHEDULE ARE ON SHEET AT'S UNLESS NOTED OTHERWISE.
 2. ALL EXIT DOORS SHALL BE OPENABLE WITHOUT
 3. ALL SPECIAL KNOWLEDGE OR KEY.

APPROVED
 DEPARTMENT OF EDUCATION
 DIVISION OF ARCHITECTURE
 1401 10TH ST
 SACRAMENTO, CALIF. 95833
 APPROVED 10/10/77
 10/10/77

APPROVED
 DEPARTMENT OF EDUCATION
 DIVISION OF ARCHITECTURE
 1401 10TH ST
 SACRAMENTO, CALIF. 95833
 APPROVED 10/10/77
 10/10/77

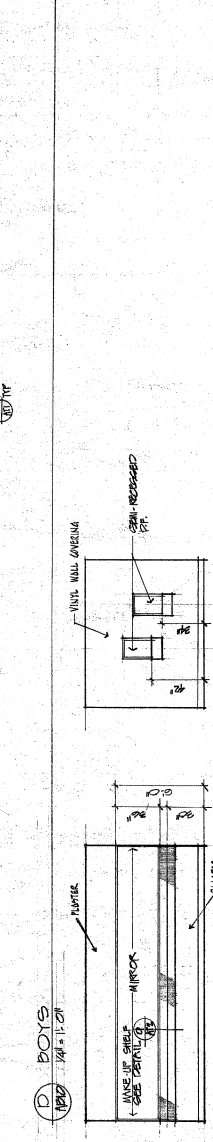
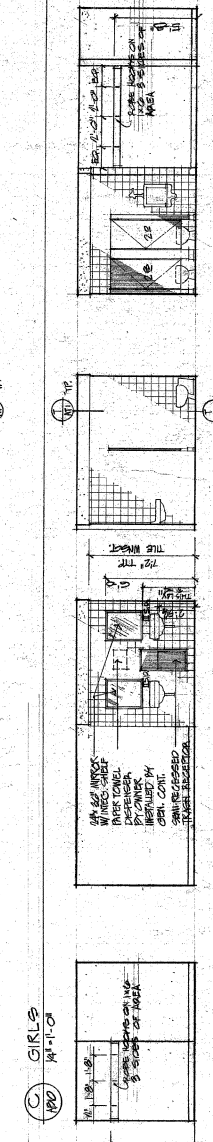
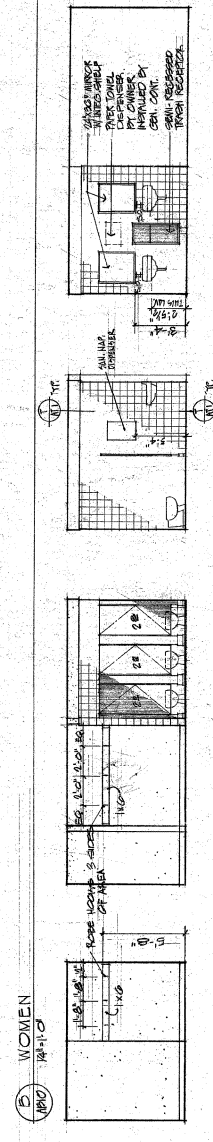
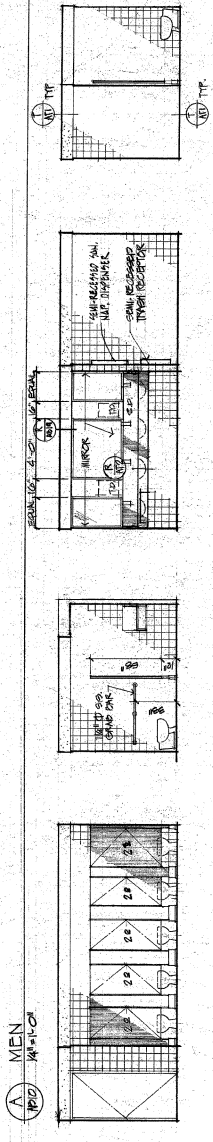
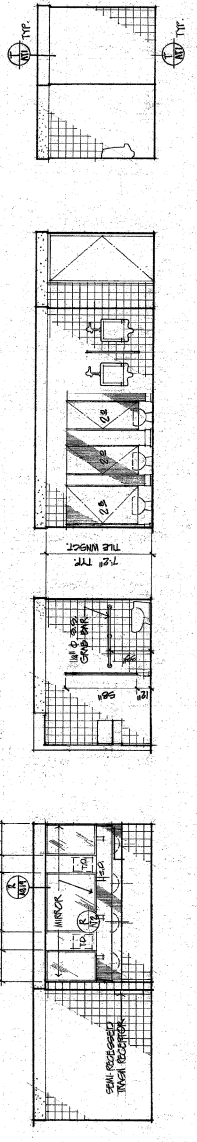
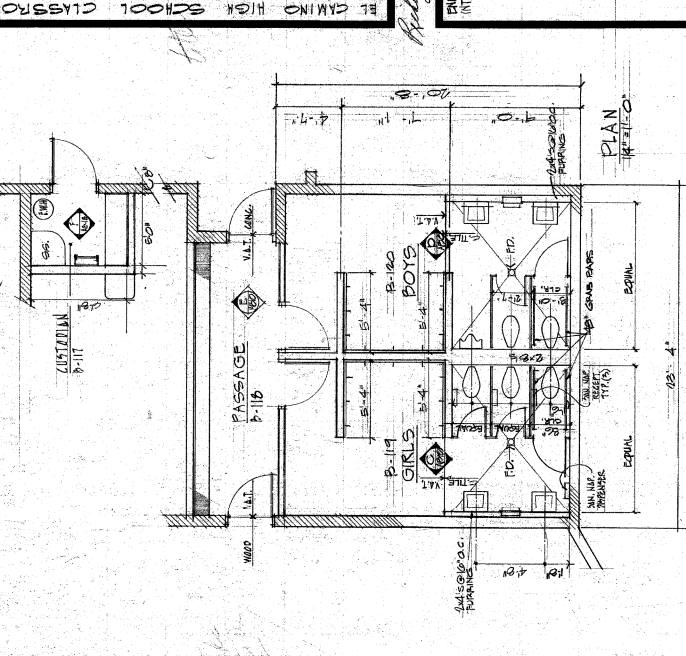
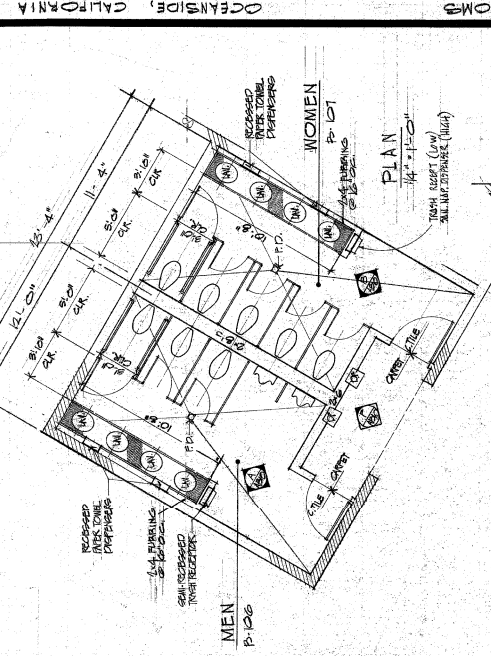
Richard B. Young
Richard A. Lumsden

PLANNED PLANS
 INT. DESIGN

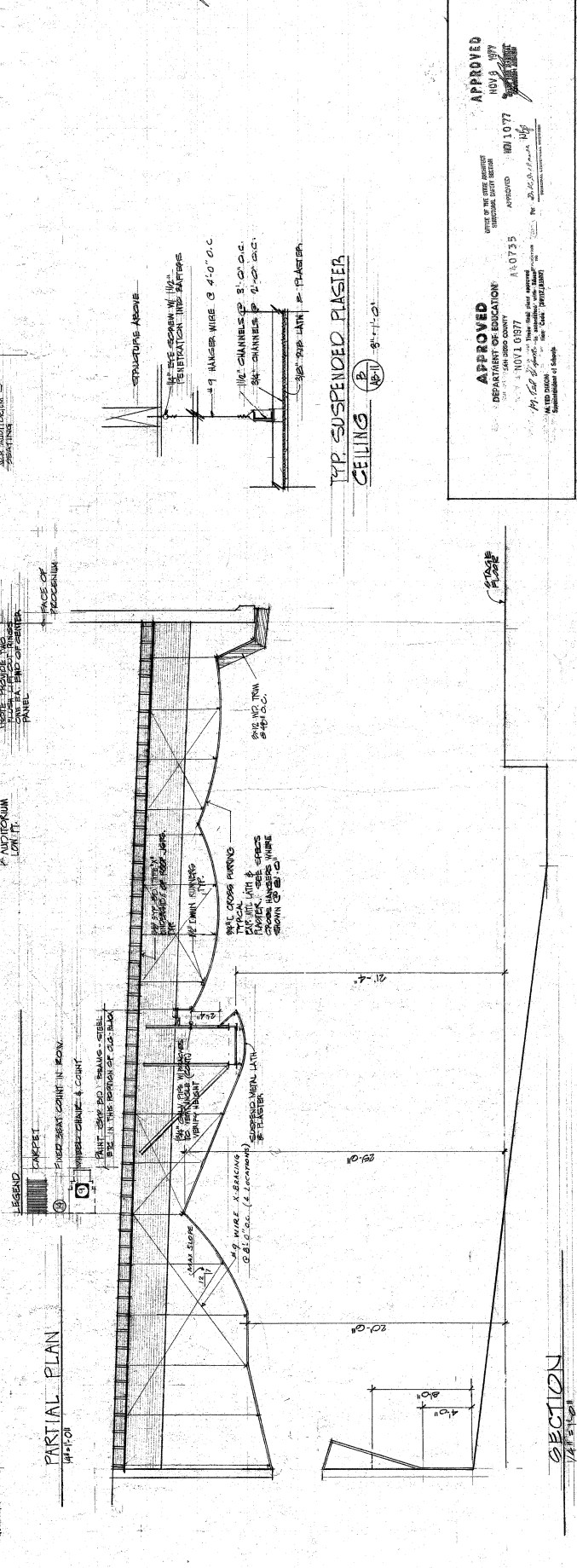
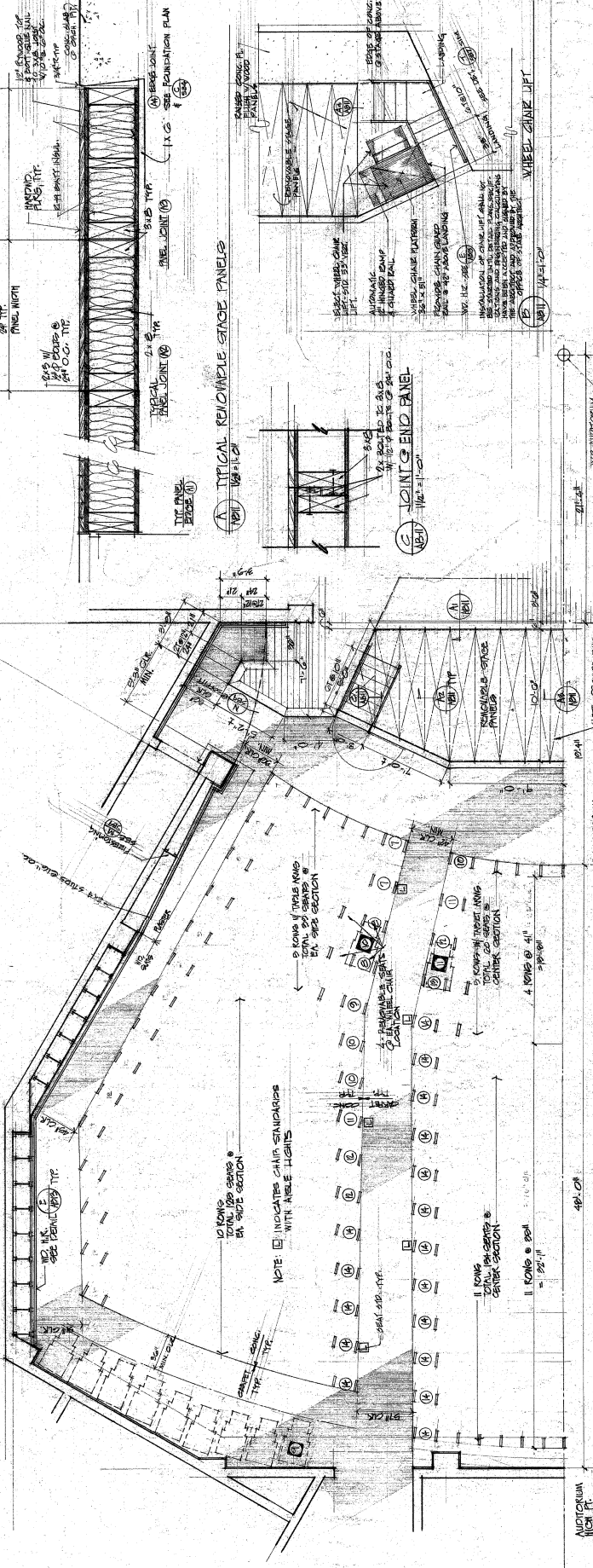
JULY 20, 1977

A13 10
 #70-40

APPROVED
 DIVISION OF STATE ARCHITECTURE
 DEPARTMENT OF EDUCATION
 PROJECT NO. A-0735
 APPROVED BY 1077
 NOV 8, 1977
 M. Lee, State Architect
 Approved for the State of California
 ARCHITECT'S SEAL AND SIGNATURE
 RICHARD B. YOUNG
 RICHARD A. LUMSDEN



APPROVED
 DIVISION OF STATE ARCHITECTURE
 DEPARTMENT OF EDUCATION
 PROJECT NO. A-0735
 APPROVED BY 1077
 NOV 8, 1977
 M. Lee, State Architect
 Approved for the State of California
 ARCHITECT'S SEAL AND SIGNATURE
 RICHARD B. YOUNG
 RICHARD A. LUMSDEN

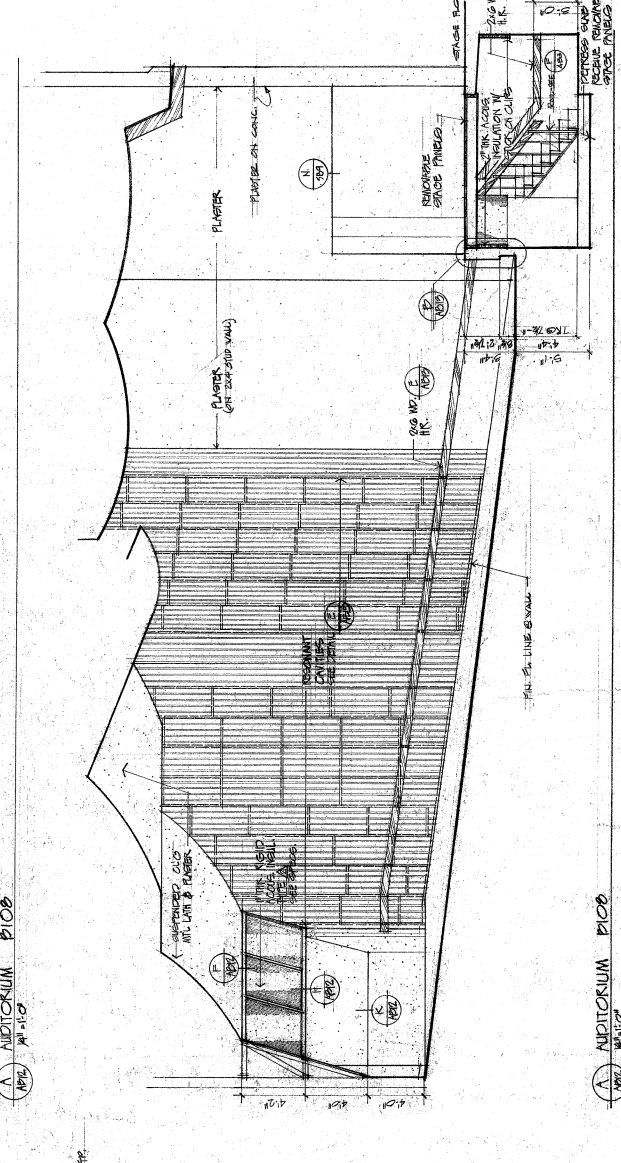
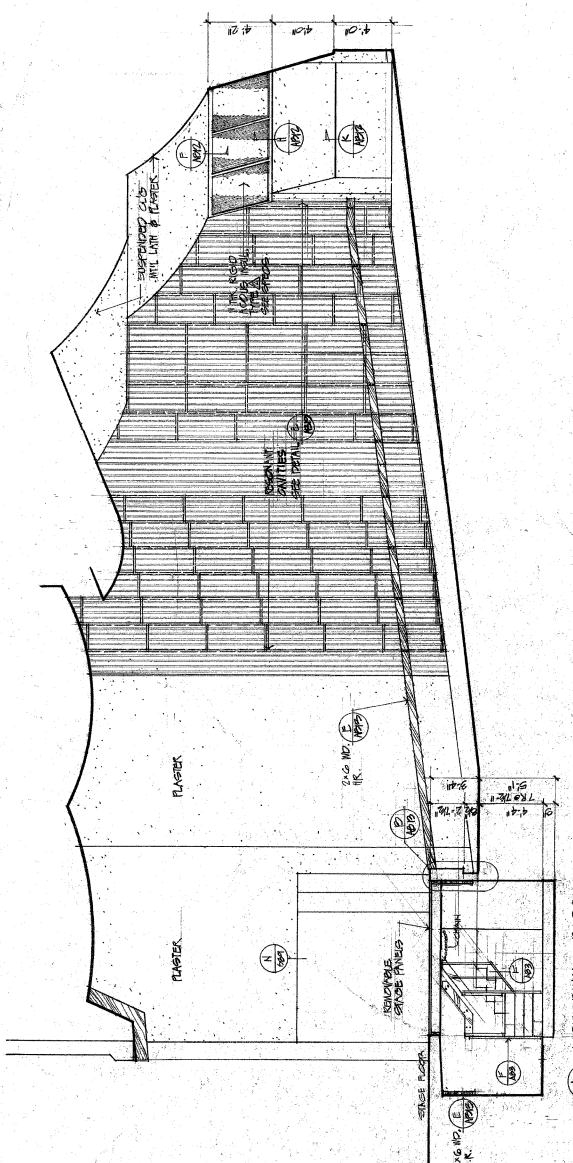


Richard Young
 2-22-97

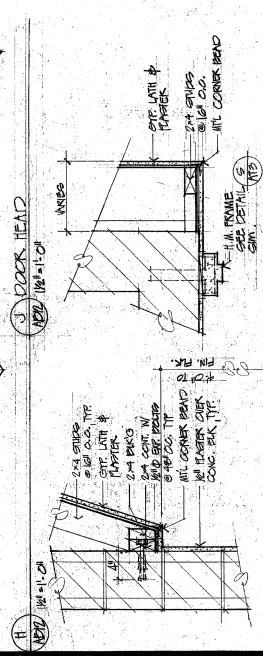
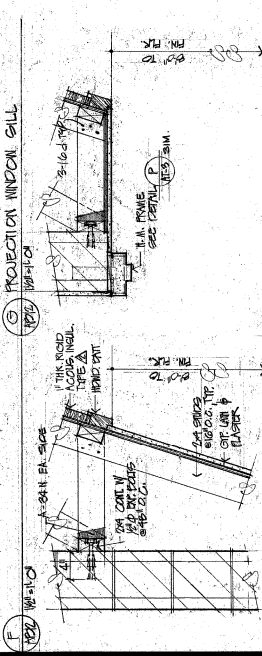
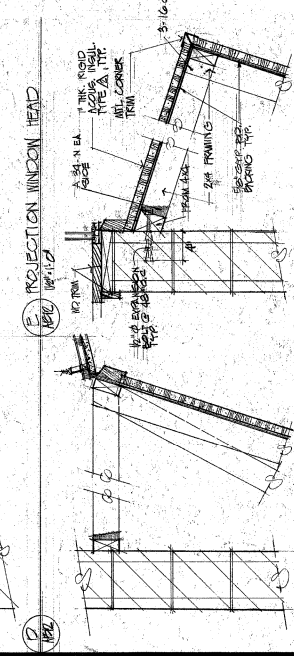
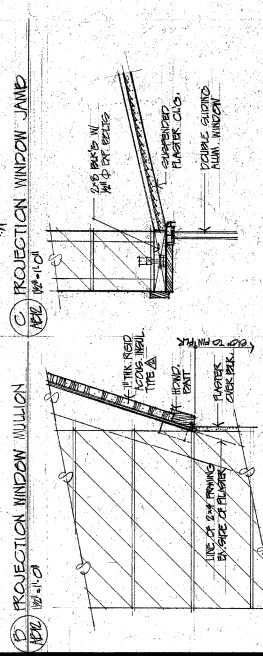
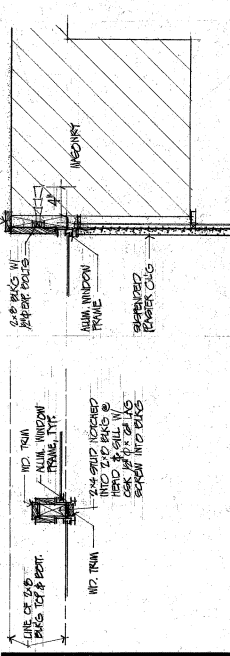
INT. DETAILS
 AUDITORIUM

JULY 20, 1977

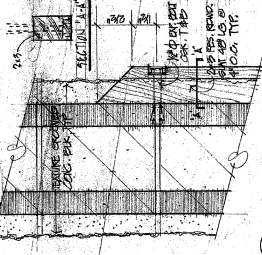
AIB 12
 17-0-0



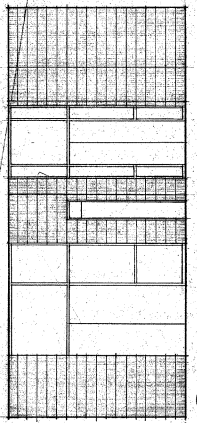
APPROVED
 NOV 9, 1977
 OFFICE OF THE STATE ARCHITECT
 EDUCATIONAL BUILDINGS
 APPROVED NOV 10, 1977
 DEPARTMENT OF EDUCATION
 SAN DIEGO COUNTY 14-0735
 NOV 1, 1977
 APPROVED NOV 10, 1977
 A. TED BAKER
 State Architect
 Supervisor of Schools



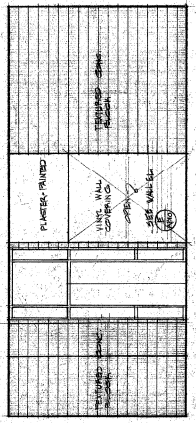
Richard Young
 C-25581



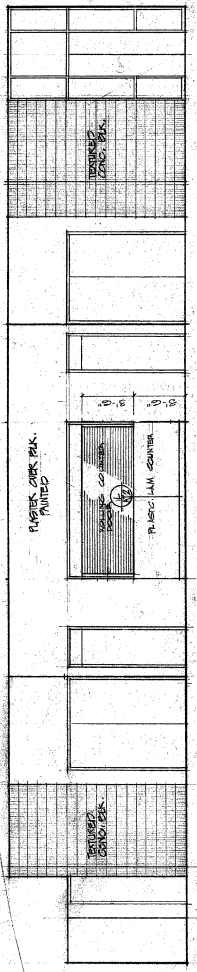
(E) DISPLAY CASE
 3/4" x 1 1/2"



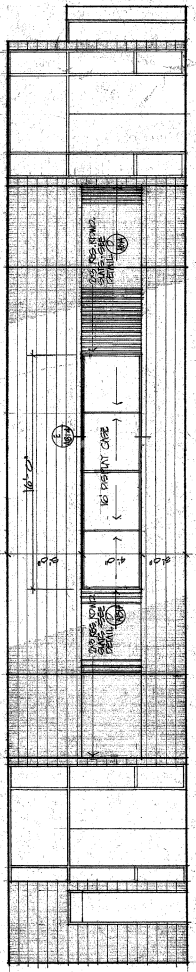
(A) POSTER BOARD
 1/8" x 1/4" x 1/2"



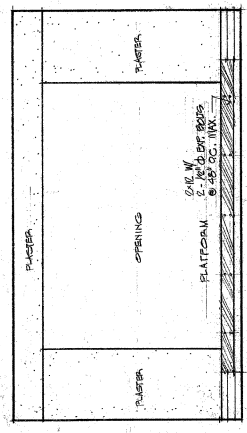
(A) POSTER BOARD
 1/8" x 1/4" x 1/2"



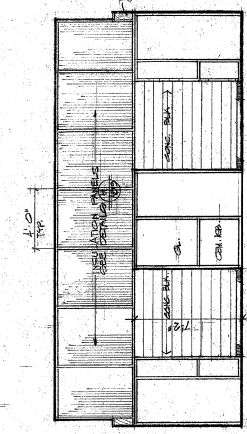
(A) POSTER BOARD
 1/8" x 1/4" x 1/2"



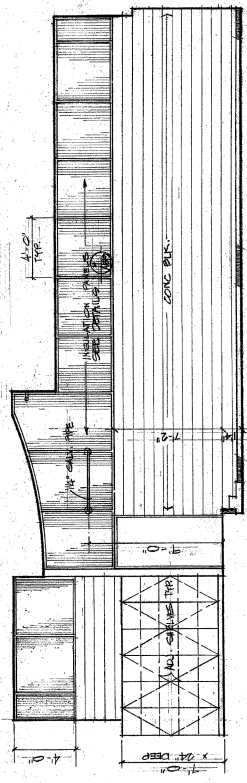
(A) POSTER BOARD
 1/8" x 1/4" x 1/2"



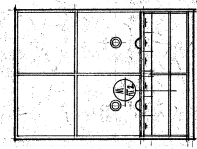
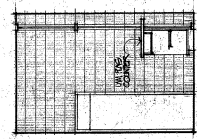
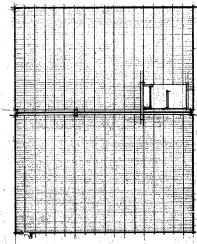
(D) DRAMA CLASSROOM END
 1/8" x 1/4" x 1/2"



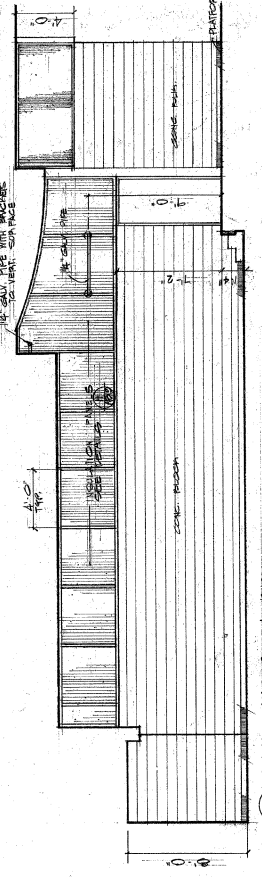
(D) DRAMA CLASSROOM END
 1/8" x 1/4" x 1/2"



(D) DRAMA CLASSROOM END
 1/8" x 1/4" x 1/2"

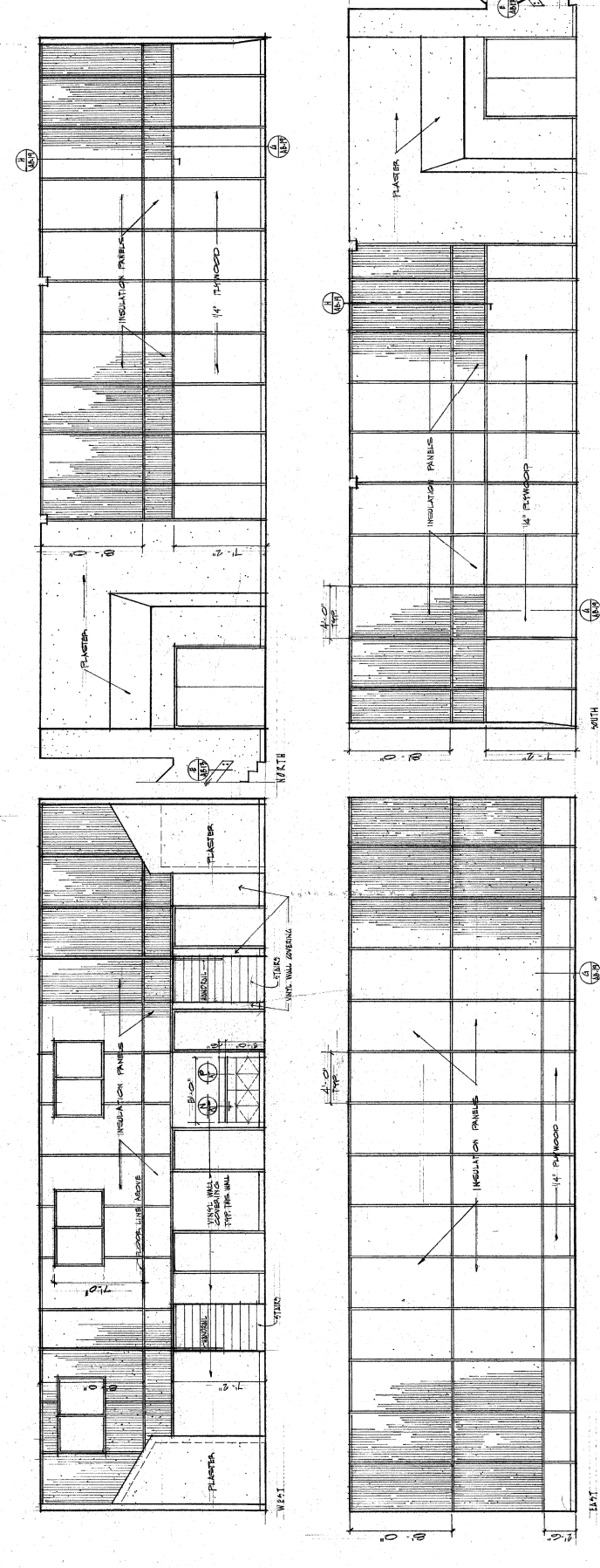


(D) TICKETS BOARD
 1/8" x 1/4" x 1/2"

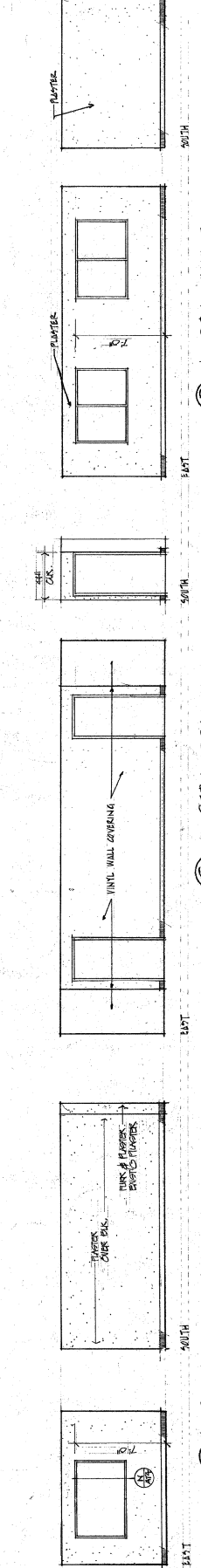
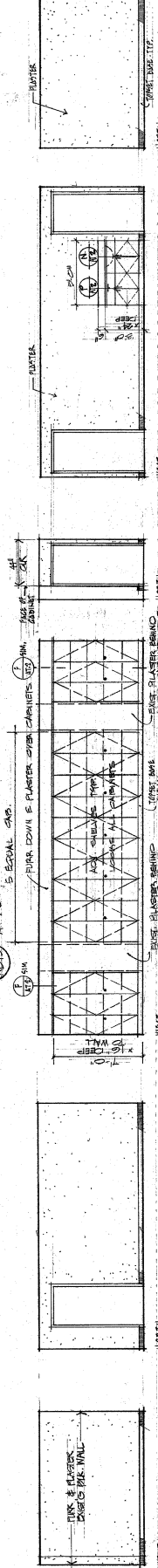


(D) DRAMA CLASSROOM END
 1/8" x 1/4" x 1/2"

APPROVED
 NOV 10, 1971
 DEPARTMENT OF EDUCATION
 SAN DIEGO COUNTY
 APPROVED NOV 10, 1971
 APPROVED NOV 10, 1971
 APPROVED NOV 10, 1971



INSTRUMENTAL MUSIC

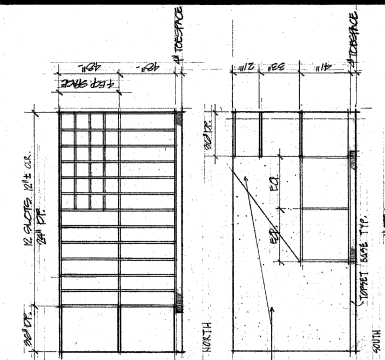


APPROVED
 DEPARTMENT OF EDUCATION
 SAN DIEGO COUNTY
 NOV 1 1977
 APPROVED NOV 10 1977
 BY: [Signature]
 SUPERVISOR OF SCHOOLS

APPROVED
 NOV 9 1977
 [Signature]
 SUPERVISOR OF SCHOOLS

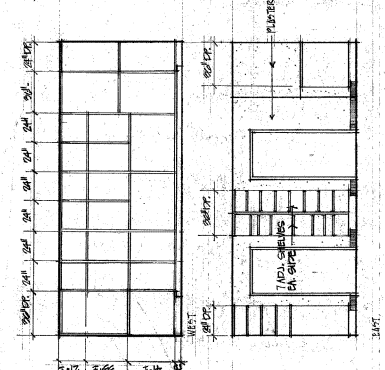
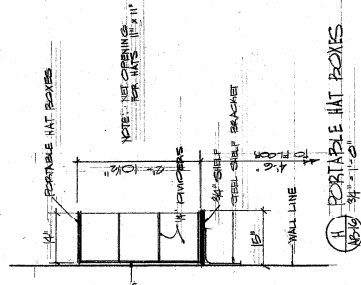
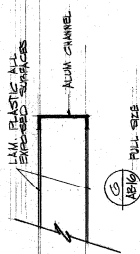
APPROVED
 NOV 10 1977
 [Signature]
 SUPERVISOR OF SCHOOLS

Richard Young
 C-5258

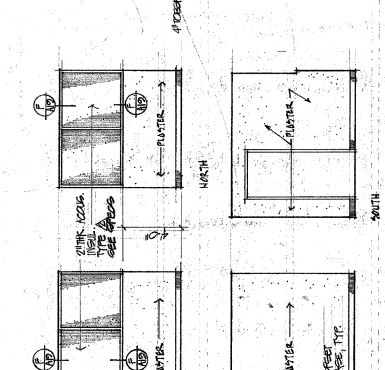
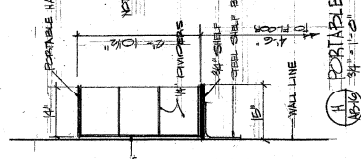
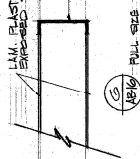


NOTE:
 ALL SHEETING THIS ROOM SH. MATERIALS IN ALL PLACES AND EXPRESSED EDGES IN ALUM. CHANNEL. FOR S-134-12 SAME FOR SHEETING IN ROOM B-136 STORAGE

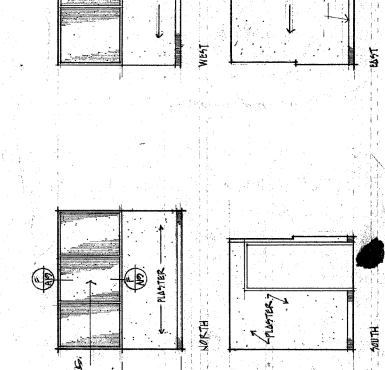
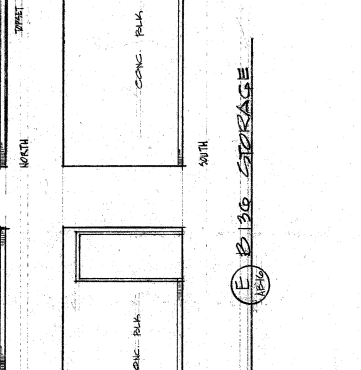
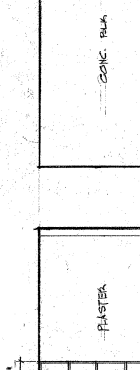
C B-134 INSTRUMENTS
 1/8" = 1'-0"



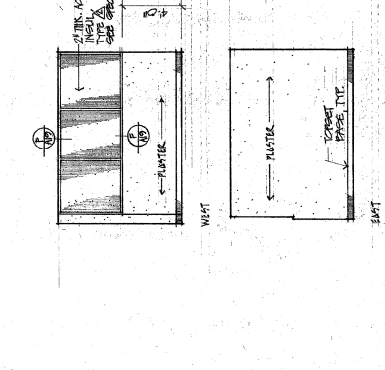
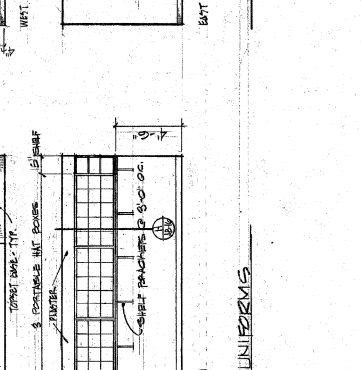
B-135 UNIFORMS
 1/8" = 1'-0"



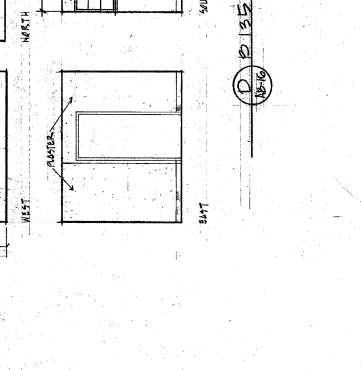
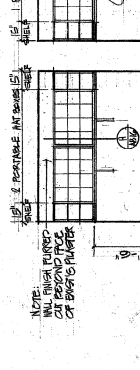
B-136 STORAGE
 1/8" = 1'-0"

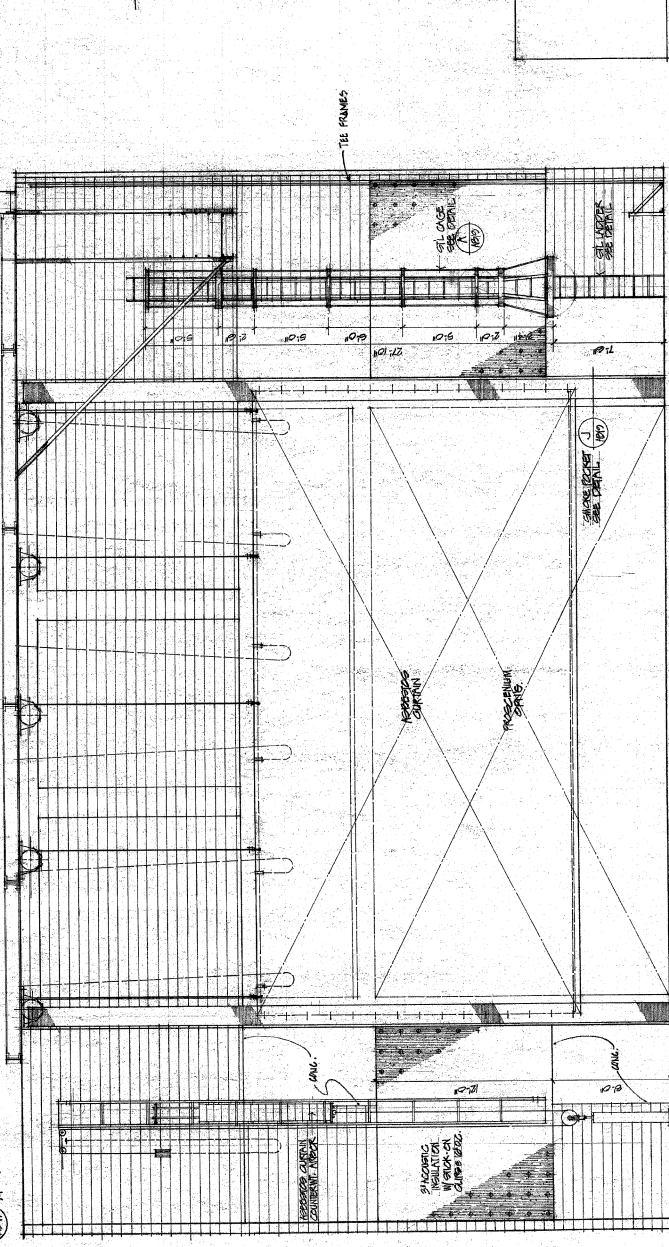
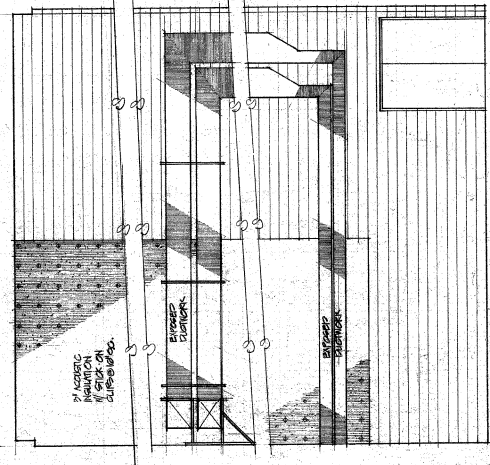
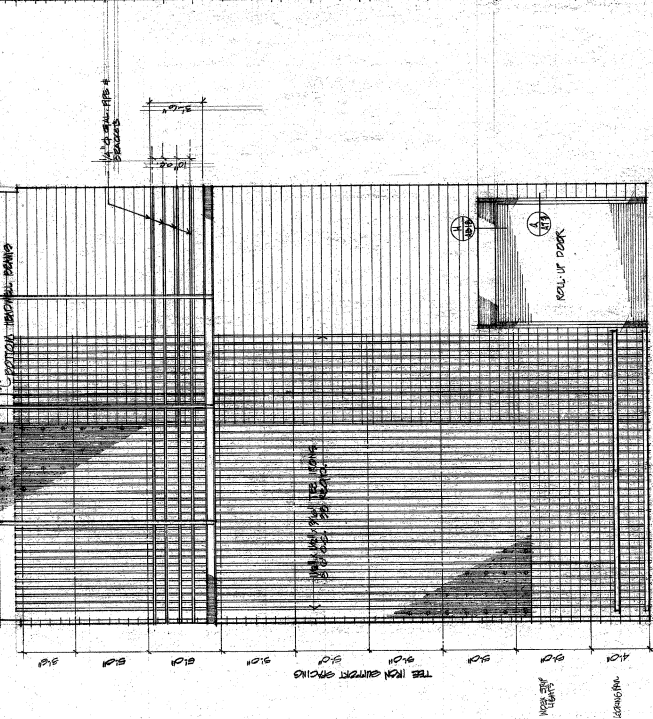
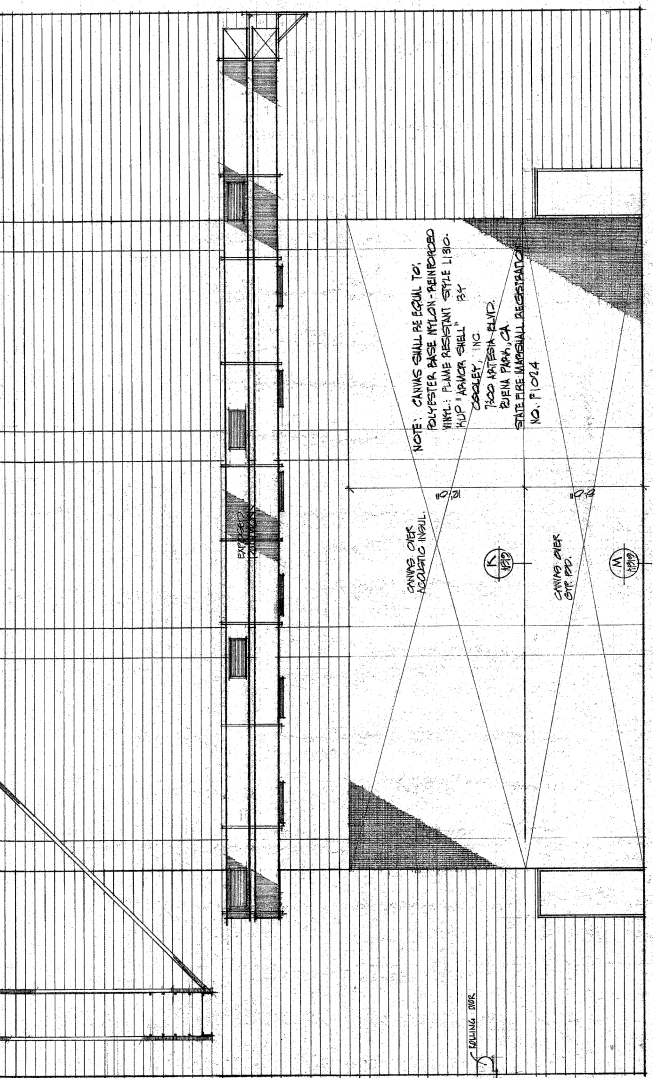


B-137 PRACTICE
 1/8" = 1'-0"



B-138 PRACTICE
 1/8" = 1'-0"





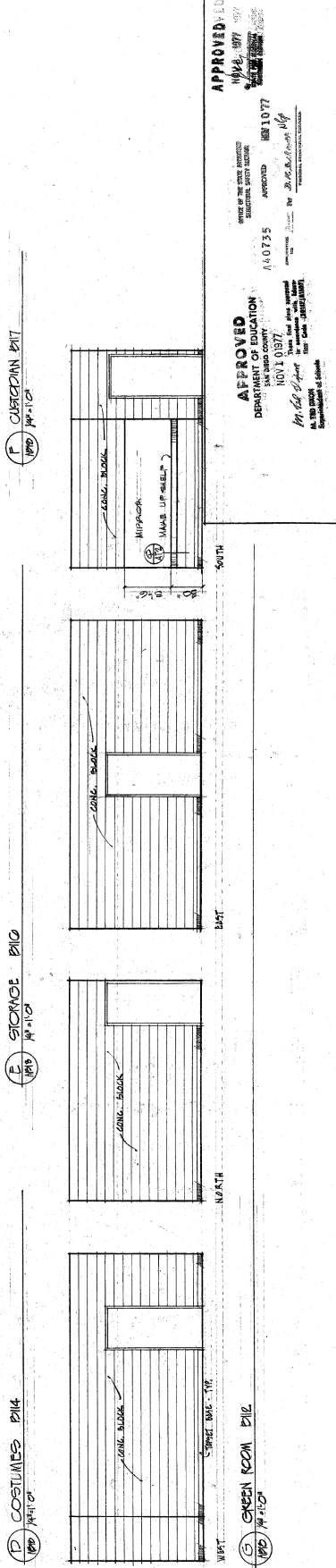
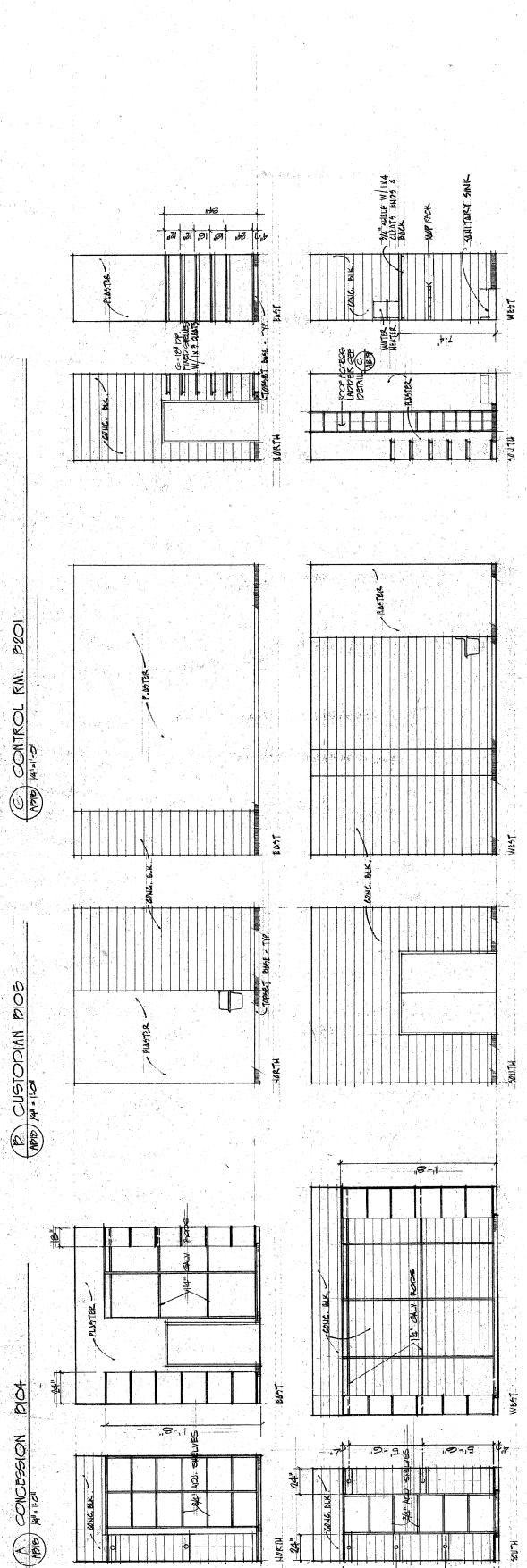
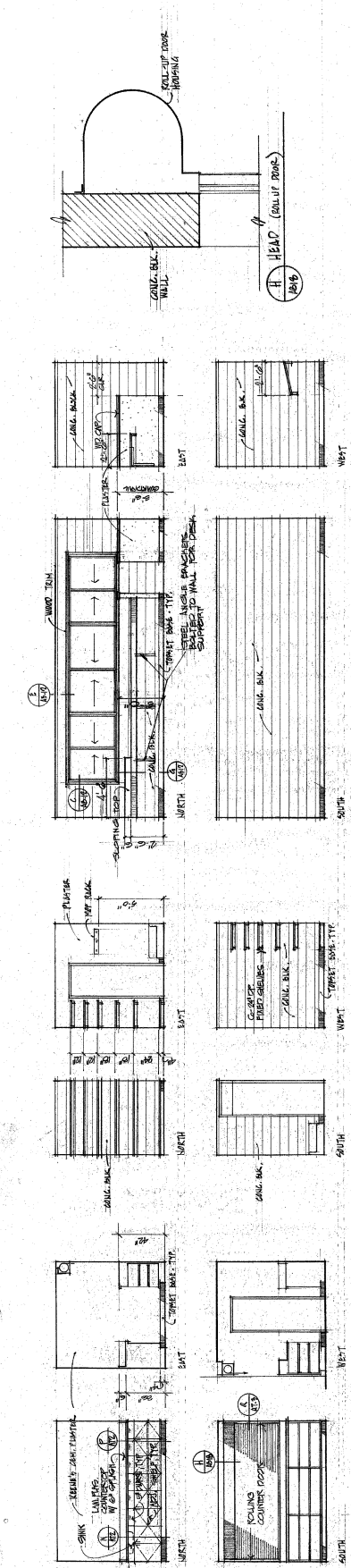
R. Young
 5-225

INTERIOR ELEVATION
 SPACE

JULY 20, 1977
 AIB 17
 \$ 1040

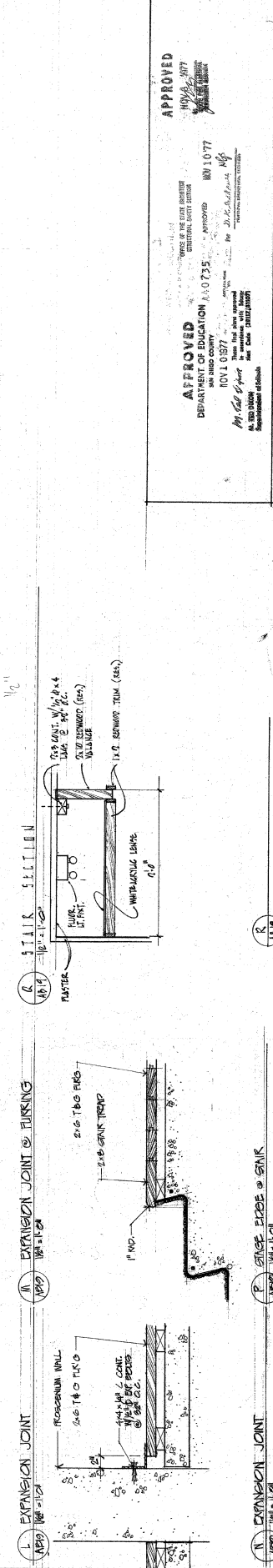
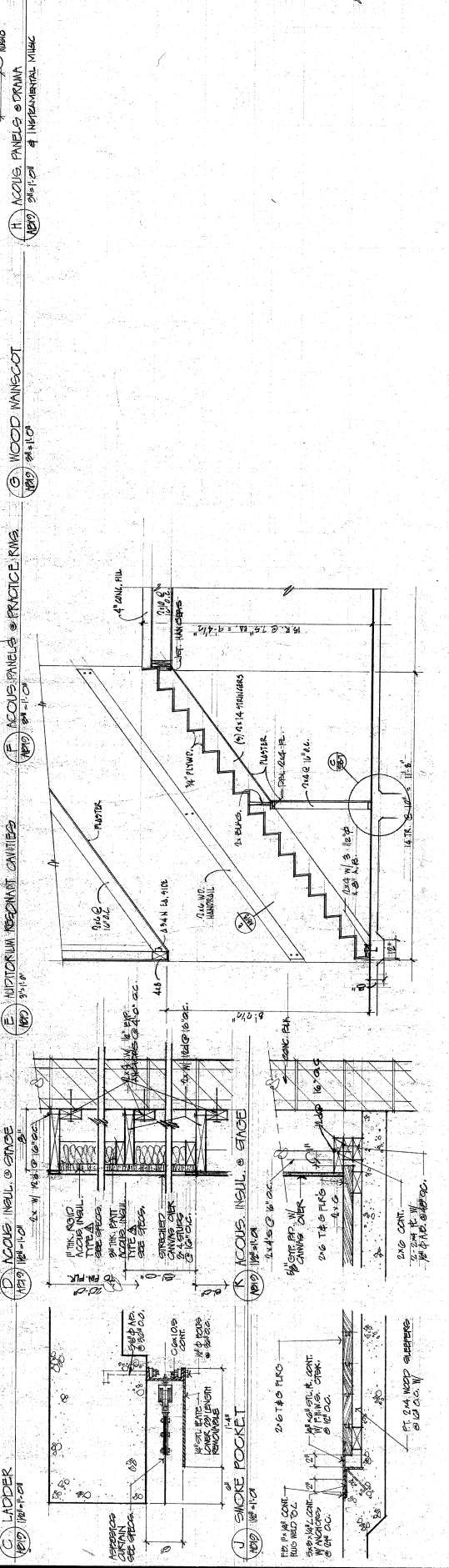
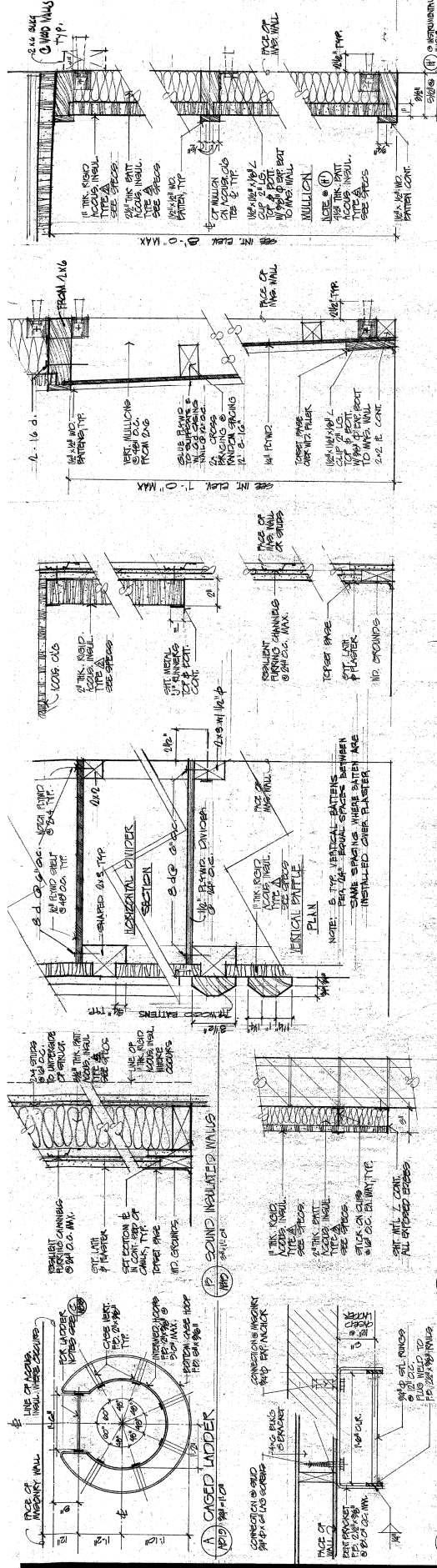
APPROVED
 10/1/77
 DEPARTMENT OF EDUCATION
 SAN DIEGO COUNTY
 APPROVED 10/1/77
 APPROVED 10/1/77
 APPROVED 10/1/77
 APPROVED 10/1/77

A STAGE
 NET 1/4" = 1'-0"



APPROVED
 DEPARTMENT OF EDUCATION
 COUNTY OF SAN DIEGO
 DIVISION OF FACILITIES
 MAY 1 1977
 440735
 APPROVED
 440735
 APPROVED
 440735
 APPROVED
 440735

APPROVED
 DIVISION OF THE STATE ARCHITECT
 ARCHITECTURAL BOARD
 DEPARTMENT OF EDUCATION
 DIVISION OF ARCHITECTURE
 8011077
 APPROVED FOR THE STATE ARCHITECT
 8/10/77
 BY: J. R. ...
 Mr. ...
 Mr. ...



Richard Young
 Principal

PLAN
 FOUNDATION PLAN

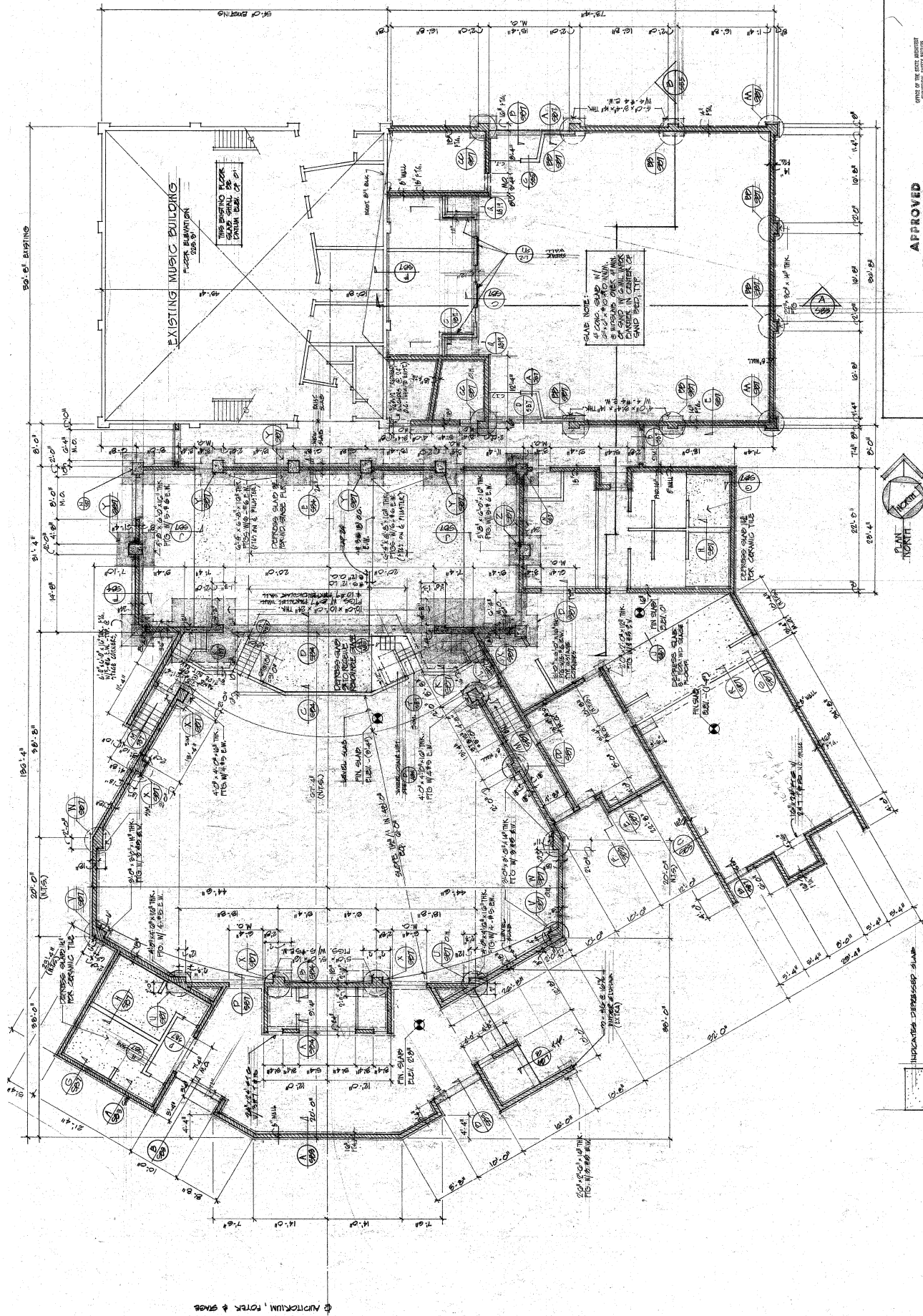
JULY 26, 1977
 SUB - I

APPROVED
 DEPARTMENT OF EDUCATION
 SAN DIEGO COUNTY
 88VI 0577
 1101 1077
 APPROVED FOR THE DISTRICT SUPERVISOR
 1101 1077
 1101 1077



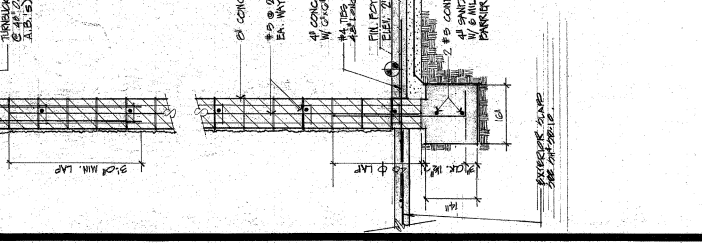
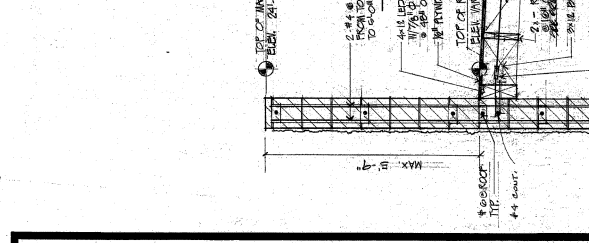
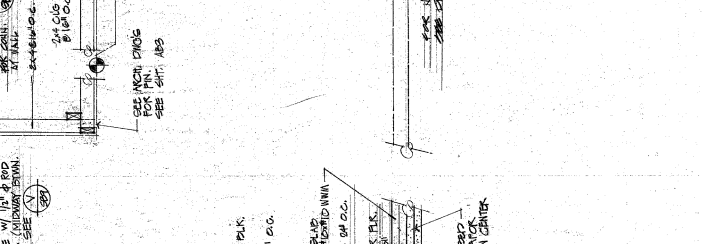

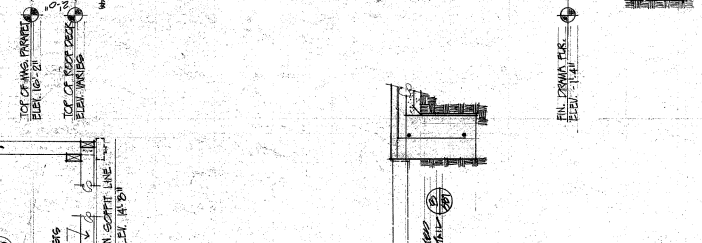
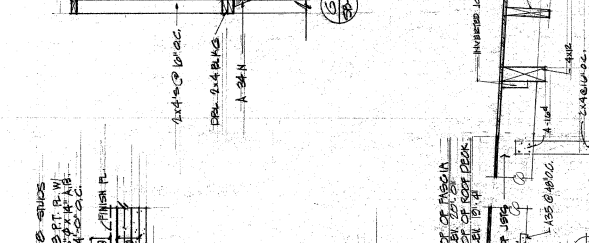
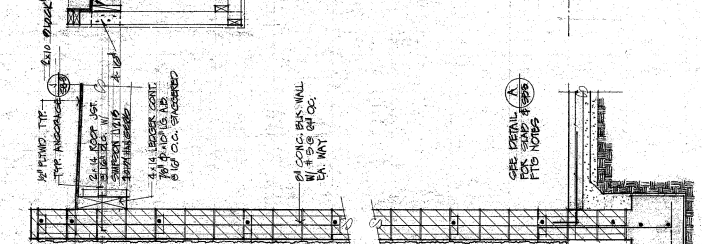
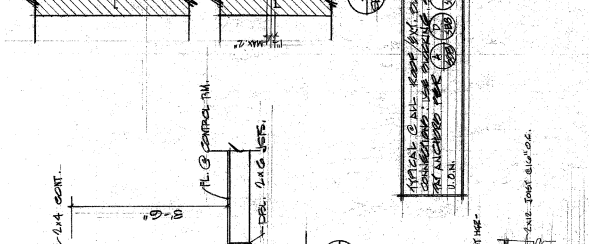
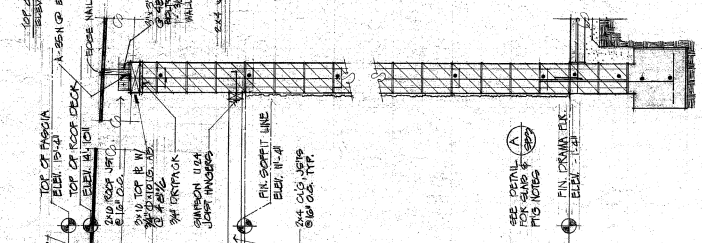
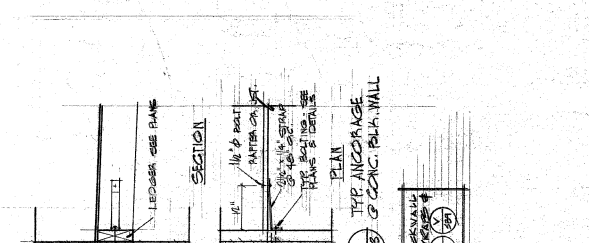
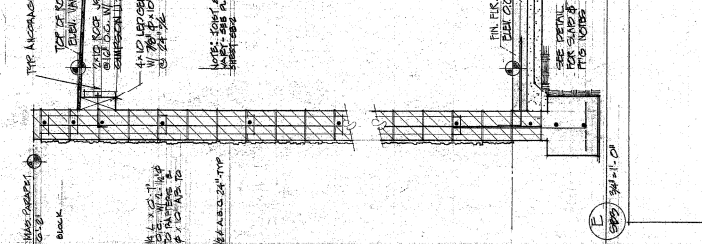
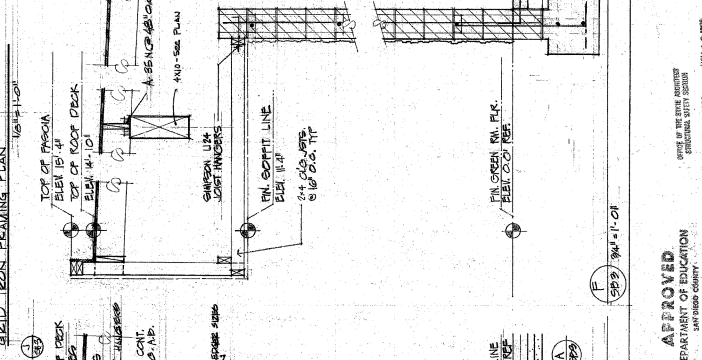
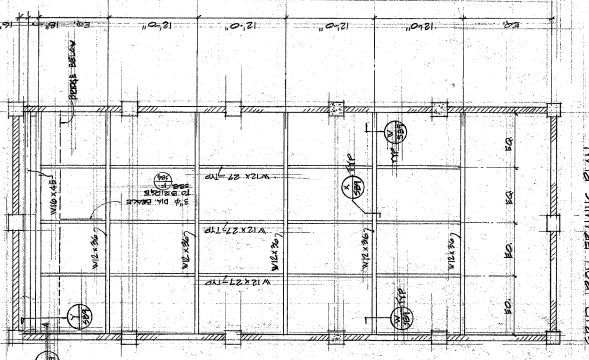
FOUNDATION PLAN
 1/8" = 1'-0"

[Symbol] INDICATES DERESSED SLAB



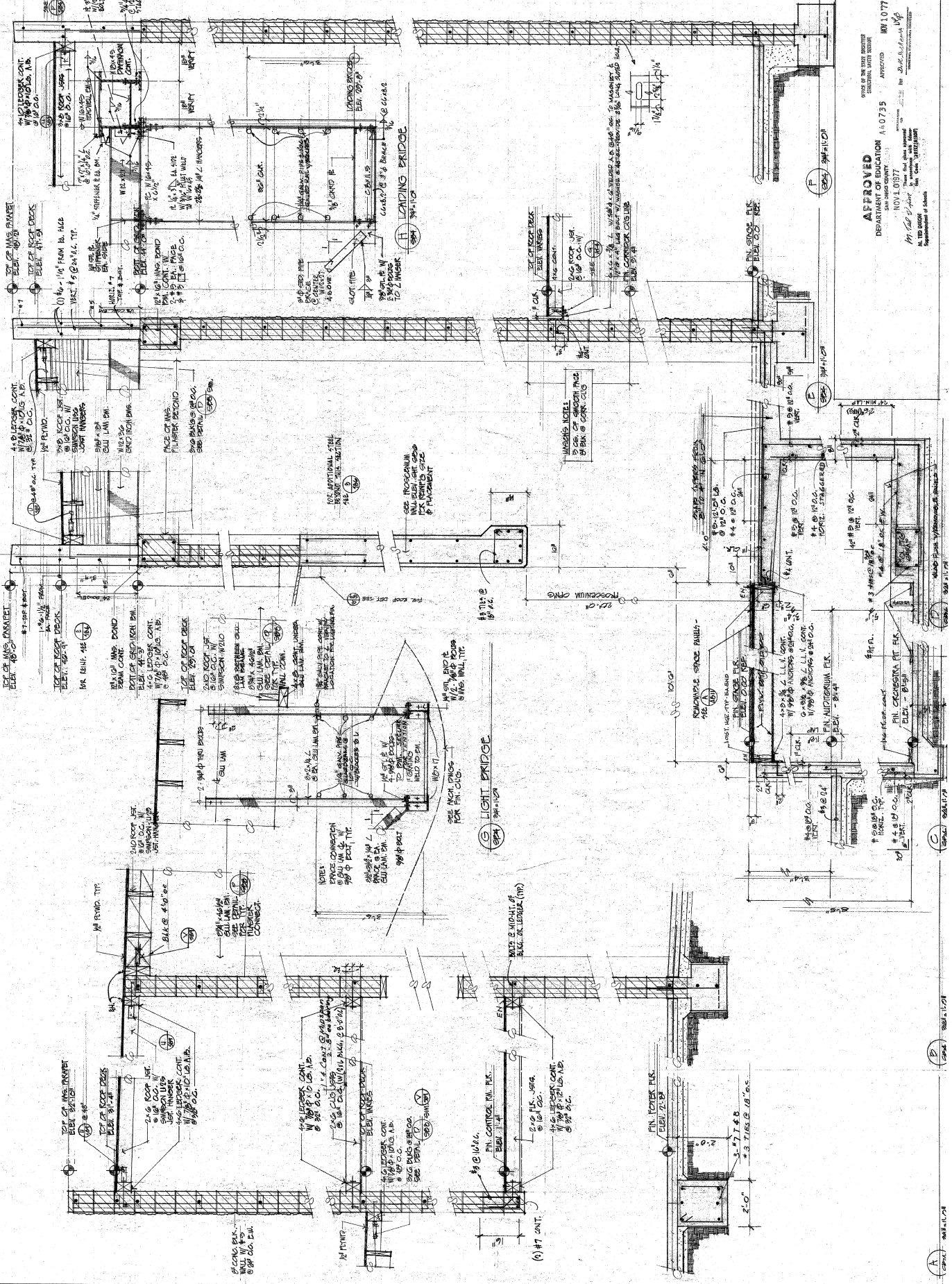
APPERTIUM, FORM & GAGE

APPROVED
DEPARTMENT OF CONSTRUCTION
CITY OF OCEANSIDE, CALIFORNIA
NOV 10 1977
PROJECT NO. 110735
M. G. S. ARCHITECTS
1000 1/2 STREET
OCEANSIDE, CALIF. 92054



1. TOP ANCHORAGE OF CONC. BALK. WALL
2. 4x4 LEADER CONT. W/ 1/2" x 1/2" x 1/2" AB
3. 4x4 LEADER CONT. W/ 1/2" x 1/2" x 1/2" AB
4. 4x4 LEADER CONT. W/ 1/2" x 1/2" x 1/2" AB
5. 4x4 LEADER CONT. W/ 1/2" x 1/2" x 1/2" AB
6. 4x4 LEADER CONT. W/ 1/2" x 1/2" x 1/2" AB
7. 4x4 LEADER CONT. W/ 1/2" x 1/2" x 1/2" AB
8. 4x4 LEADER CONT. W/ 1/2" x 1/2" x 1/2" AB
9. 4x4 LEADER CONT. W/ 1/2" x 1/2" x 1/2" AB
10. 4x4 LEADER CONT. W/ 1/2" x 1/2" x 1/2" AB
11. 4x4 LEADER CONT. W/ 1/2" x 1/2" x 1/2" AB
12. 4x4 LEADER CONT. W/ 1/2" x 1/2" x 1/2" AB
13. 4x4 LEADER CONT. W/ 1/2" x 1/2" x 1/2" AB
14. 4x4 LEADER CONT. W/ 1/2" x 1/2" x 1/2" AB
15. 4x4 LEADER CONT. W/ 1/2" x 1/2" x 1/2" AB
16. 4x4 LEADER CONT. W/ 1/2" x 1/2" x 1/2" AB
17. 4x4 LEADER CONT. W/ 1/2" x 1/2" x 1/2" AB
18. 4x4 LEADER CONT. W/ 1/2" x 1/2" x 1/2" AB
19. 4x4 LEADER CONT. W/ 1/2" x 1/2" x 1/2" AB
20. 4x4 LEADER CONT. W/ 1/2" x 1/2" x 1/2" AB

Richard Young
C. 3027



OFFICE OF THE STATE ARCHITECT
RECEIVED JULY 26 1977
APPROVED
DEPARTMENT OF EDUCATION
SAN DIEGO COUNTY
NOV 1 0 1977
APPROVED
BY: [Signature]
DATE: [Date]
BY: [Signature]
DATE: [Date]

A
B
C
D
E
F

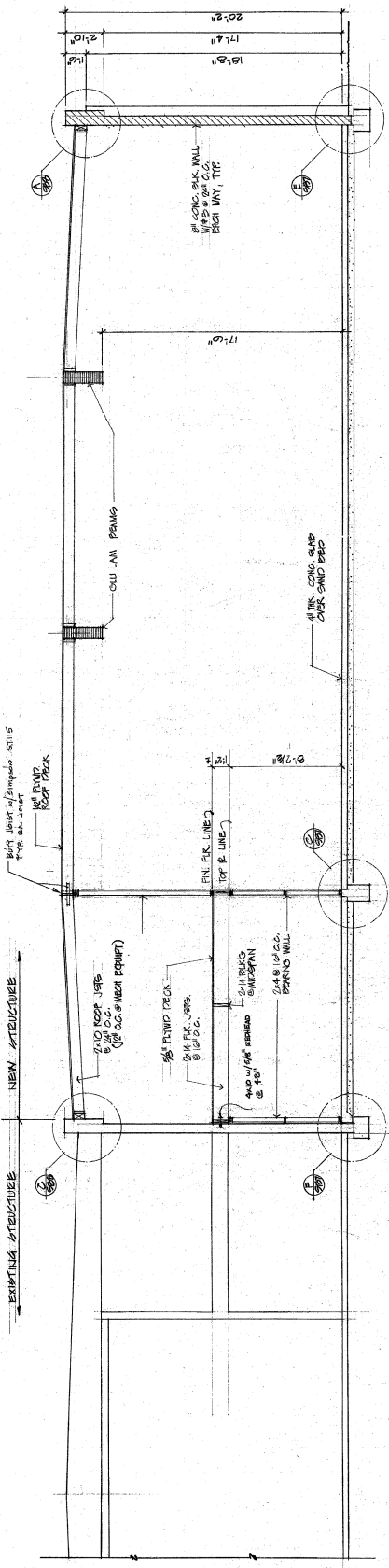
Richard Young
 12-23-57

BUILDING SECTIONS

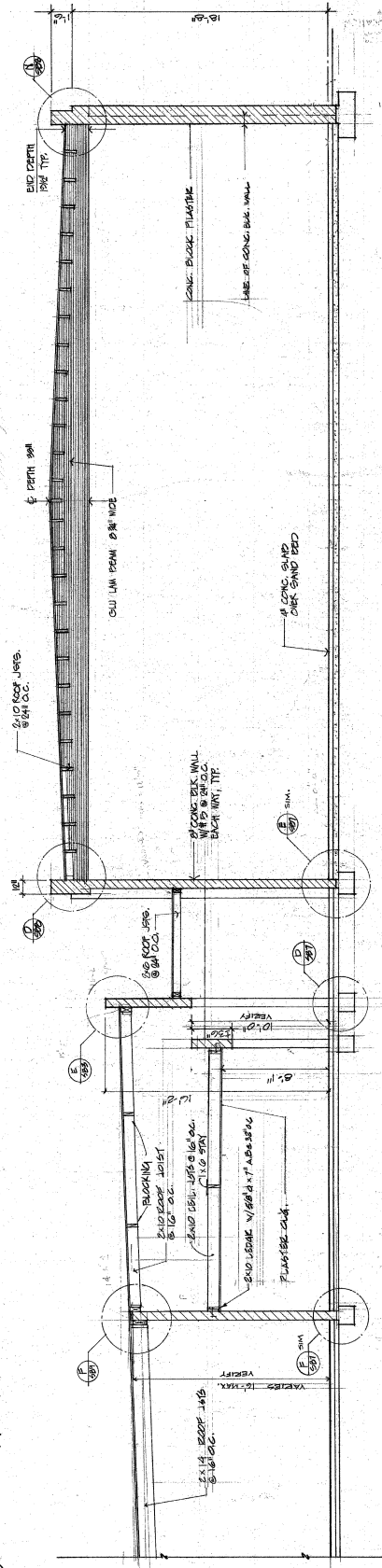
JULY 29, 1977

SIB - 5
 FRANK

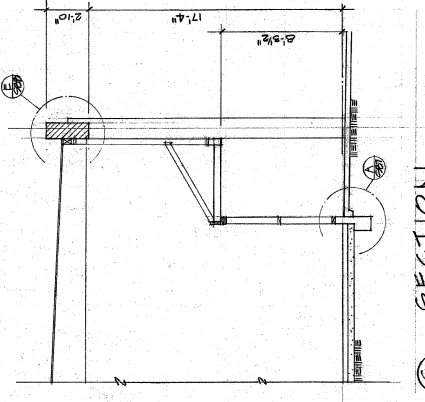
APPROVED
 DEPARTMENT OF EDUCATION
 SAN DIEGO COUNTY
 10/11/1977
 141088 of part
 11/10/77
 APPROVED
 11/10/77
 By J. G. ...
 Superintendent of Schools



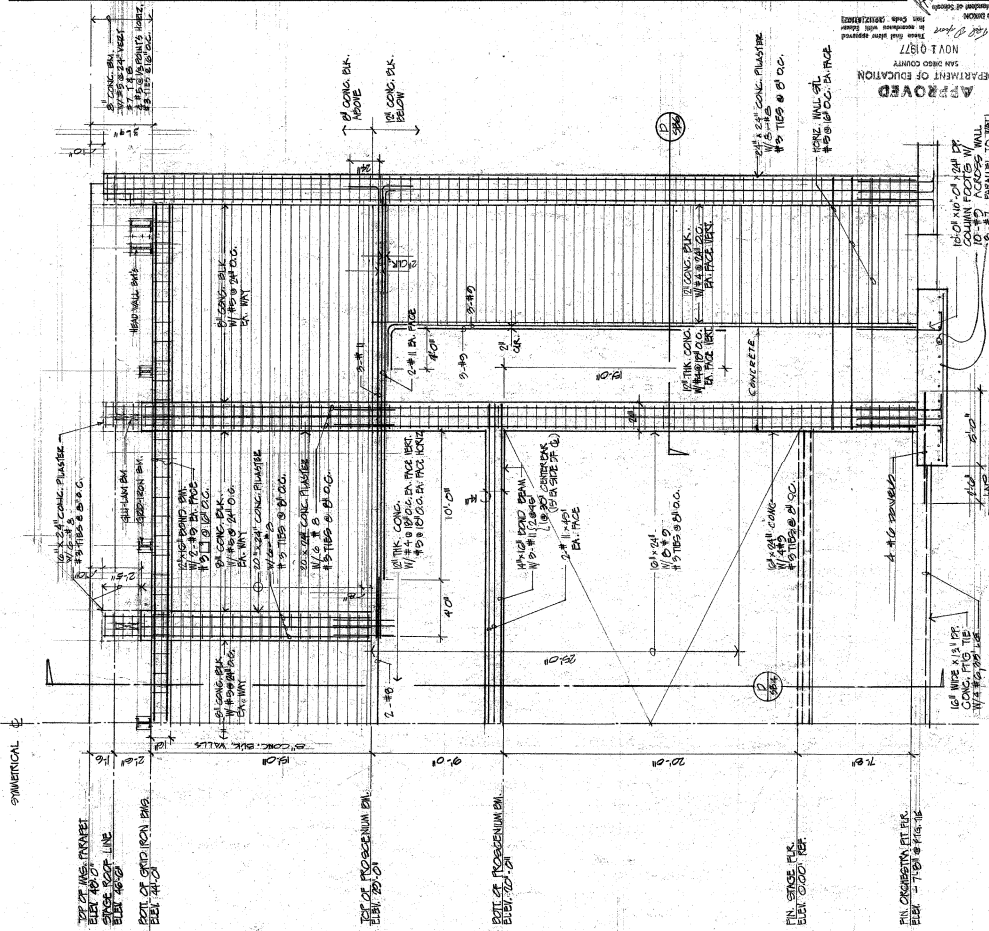
A BUILDING SECTION
 1/4" = 1'-0"



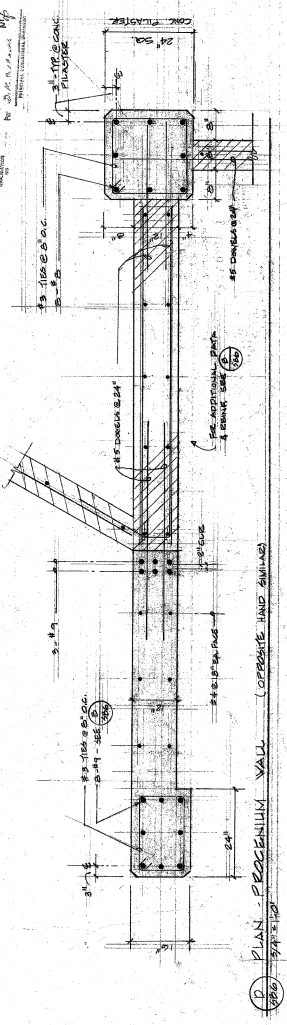
B BUILDING SECTION
 1/4" = 1'-0"



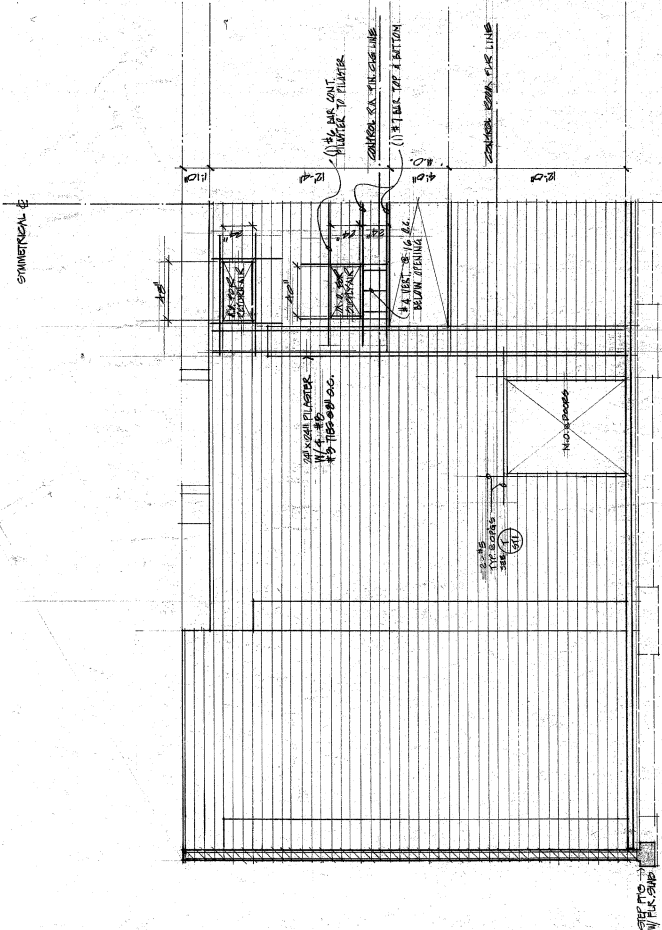
C BUILDING SECTION
 1/4" = 1'-0"



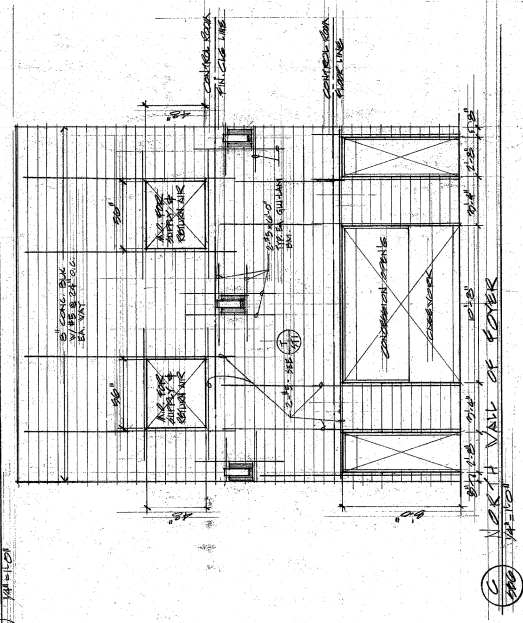
B PROSCENIUM ELEVATION
 1/8" = 1'-0"
 APPROVED NO. 10775
 DEPARTMENT OF EDUCATION
 SAN DIEGO COUNTY
 NOV 1 1977



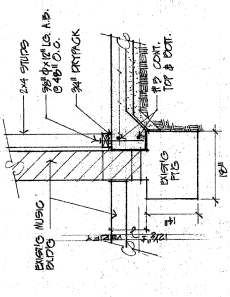
D PLAN - PROSCENIUM WALL
 1/8" = 1'-0"
 (OPPOSITE HAND DRAWING)



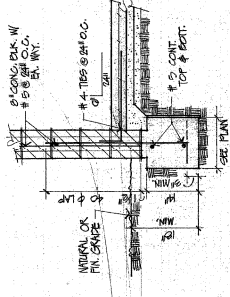
A AUDITORIUM REAR WALL ELEVATION
 1/8" = 1'-0"



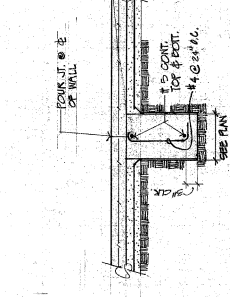
C NORTH WALL OF COVER
 1/8" = 1'-0"



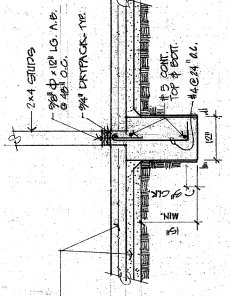
F INT. BEARING WALL @ EXISTING FTG.
 3/8\"/>



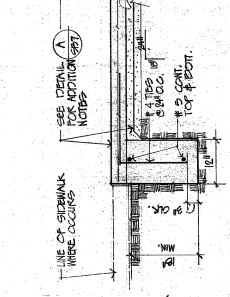
E BLK. WALL FOOTING
 3/8\"/>



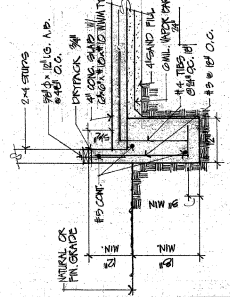
D INT. FOOTING
 3/8\"/>



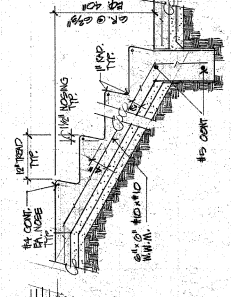
C INT. BEARING WALL
 3/8\"/>



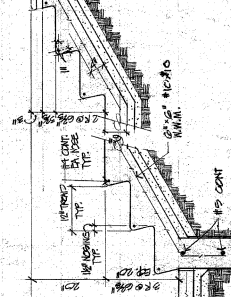
B SLAB EDGE
 3/8\"/>



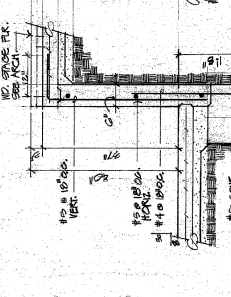
A EXT. STUCCO WALL FOOTING
 3/8\"/>



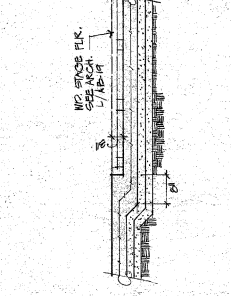
M STAIRS ON CANOE
 3/8\"/>



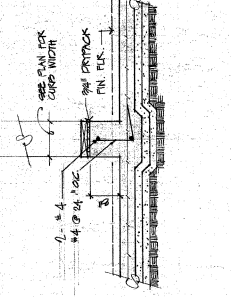
L STAIRS @ STAGE
 3/8\"/>



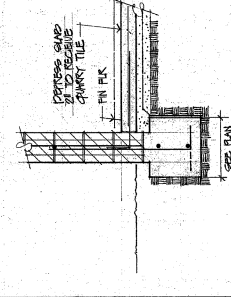
K STAIRS @ PLATFORM
 3/8\"/>



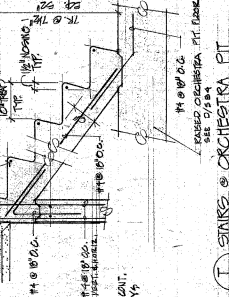
J STAIRS @ ORCHESTRA PT.
 3/8\"/>



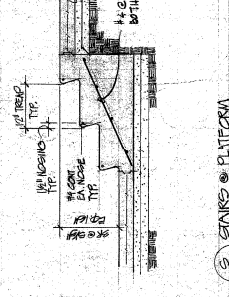
I STAIRS @ PLATFORM
 3/8\"/>



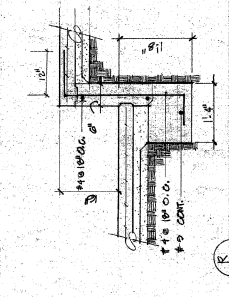
H STAIRS @ PLATFORM
 3/8\"/>



T STAIRS @ ORCHESTRA PT.
 3/8\"/>



S STAIRS @ PLATFORM
 3/8\"/>



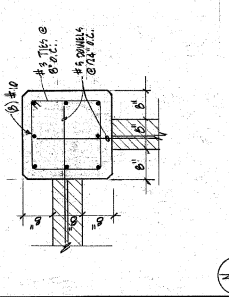
R STAIRS @ PLATFORM
 3/8\"/>



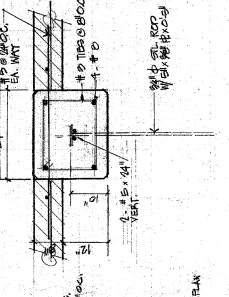
Q STAIRS @ PLATFORM
 3/8\"/>



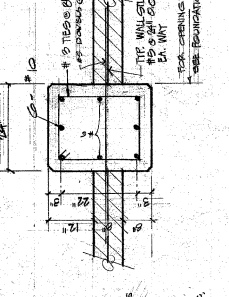
P STAIRS @ PLATFORM
 3/8\"/>



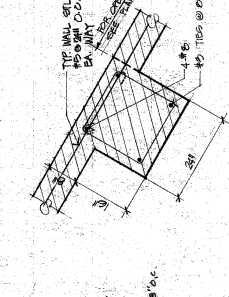
O STAIRS @ PLATFORM
 3/8\"/>



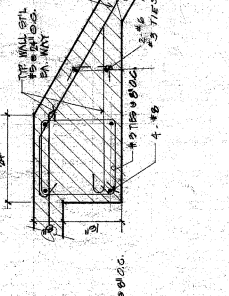
Z STAGE PLASTER
 3/8\"/>



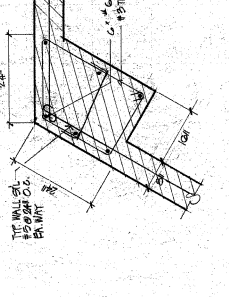
Y STAGE PLASTER
 3/8\"/>



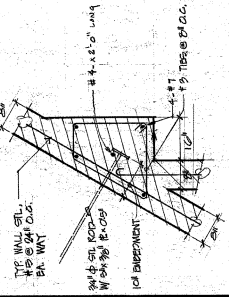
X AUDITORIUM PLASTER
 3/8\"/>




N AUDITORIUM PLASTER
 3/8\"/>




M AUDITORIUM PLASTER
 3/8\"/>



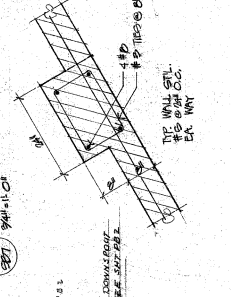
L AUDITORIUM PLASTER
 3/8\"/>



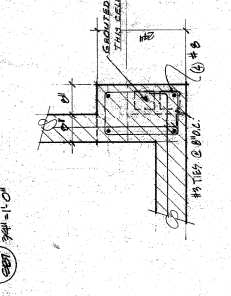
A INSTRUMENTAL MUSIC BLDG. CORNER PLASTER
 3/8\"/>



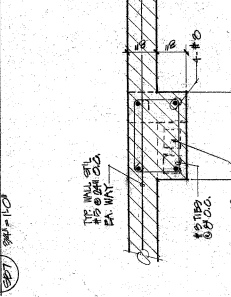
B INSTRUMENTAL MUSIC BLDG. PLASTER
 3/8\"/>



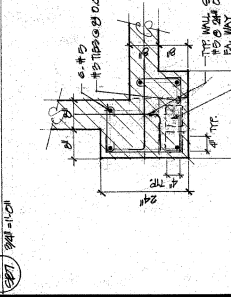
C INSTRUMENTAL MUSIC BLDG. PLASTER
 3/8\"/>



D INSTRUMENTAL MUSIC BLDG. PLASTER
 3/8\"/>



E INSTRUMENTAL MUSIC BLDG. PLASTER
 3/8\"/>



F INSTRUMENTAL MUSIC BLDG. PLASTER
 3/8\"/>

APPROVED
 DEPARTMENT OF EDUCATION
 SAN DIEGO COUNTY
 NOV 11 1977
 APPROVED 10410735
 JULY 20, 1977
 RICHARD B. YOUNG AIA
 RICHARD A. LUMSDEN AIA

APPROVED
 DEPARTMENT OF EDUCATION
 SAN DIEGO COUNTY
 NOV 11 1977
 APPROVED 10410735
 JULY 20, 1977
 RICHARD B. YOUNG AIA
 RICHARD A. LUMSDEN AIA

APPROVED
 DEPARTMENT OF EDUCATION
 SAN DIEGO COUNTY
 NOV 11 1977
 APPROVED 10410735
 JULY 20, 1977
 RICHARD B. YOUNG AIA
 RICHARD A. LUMSDEN AIA

APPROVED
 DEPARTMENT OF EDUCATION
 SAN DIEGO COUNTY
 NOV 11 1977
 APPROVED 10410735
 JULY 20, 1977
 RICHARD B. YOUNG AIA
 RICHARD A. LUMSDEN AIA

OCEANSIDE, CALIFORNIA

EL CAMINO HIGH SCHOOL CLASSROOMS

Richard B. Young
 3-22-77

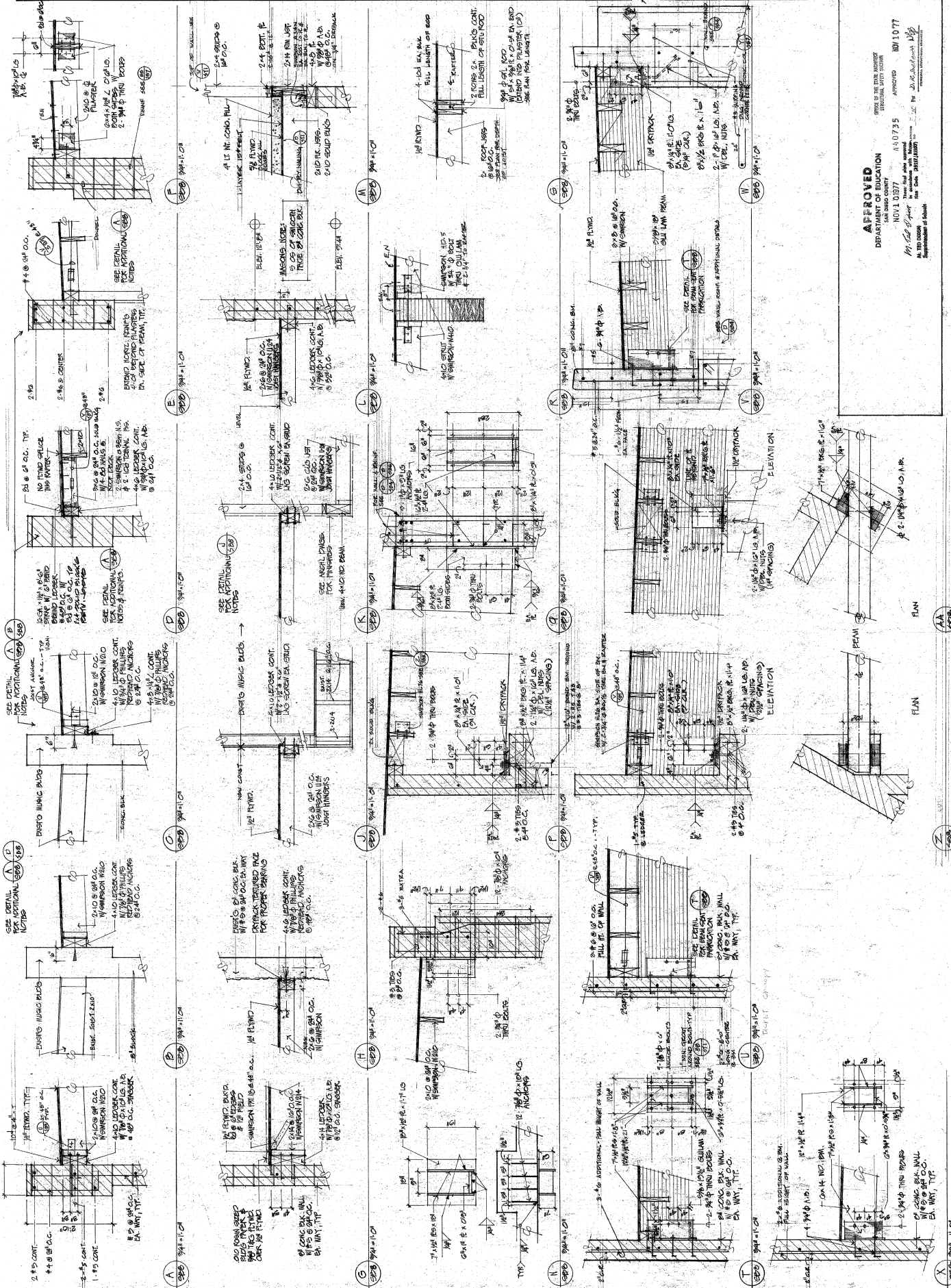
STRUCT. DETAILS

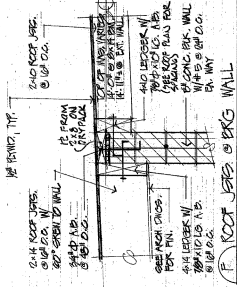
JULY 22, 1977

SIB-8

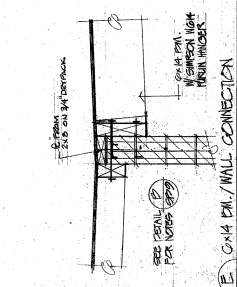
11/16/80

APPROVED
 DEPARTMENT OF EDUCATION
 STATE OF CALIFORNIA
 NOV 1 0 1977
 R4D735
 APPROVED
 NOV 10 1977
 R4D1077
 STATE ARCHITECT
 RICHARD A. LUMSDEN
 1110 S. G ST. FALLBROOK, CALIF. 92028

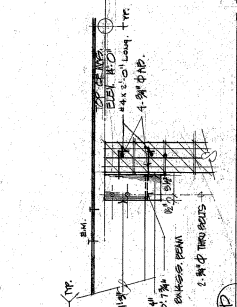




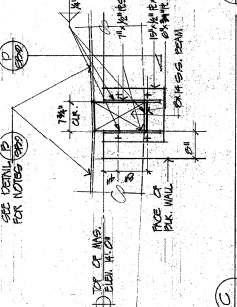
A ROOF JOINTS, OVER BRICK WALL
3/8\"/>



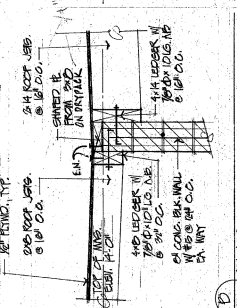
B ROOF JOINTS, OVER BRICK WALL
3/8\"/>



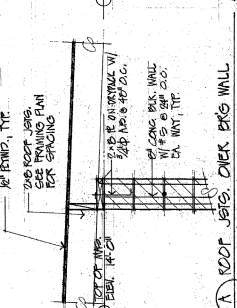
C 4x12 CM WALL CONNECTION
3/8\"/>



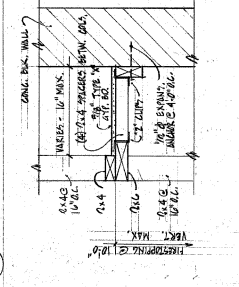
D 4x12 CM WALL CONNECTION
3/8\"/>



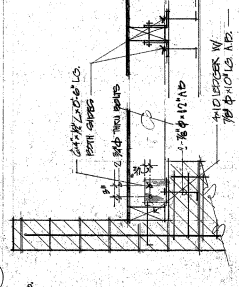
E CM WALL CONNECTION
3/8\"/>



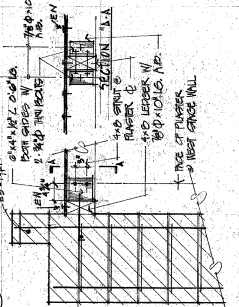
F ROOF JOINTS, OVER BRICK WALL
3/8\"/>



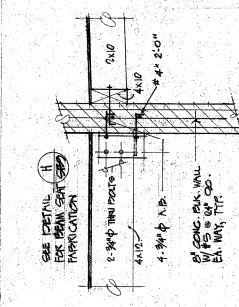
G CM WALL CONNECTION
3/8\"/>



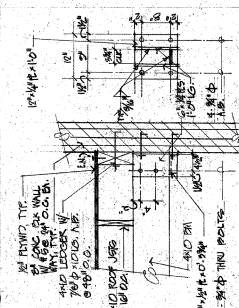
H 4x12 CM WALL CONNECTION
3/8\"/>



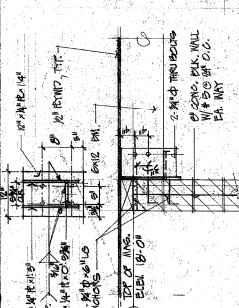
I 4x12 CM WALL CONNECTION
3/8\"/>



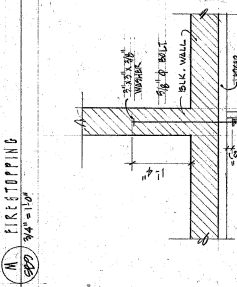
J 4x12 CM WALL CONNECTION
3/8\"/>



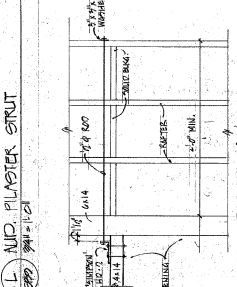
K EDGE PLASTER SCRIBE
3/8\"/>



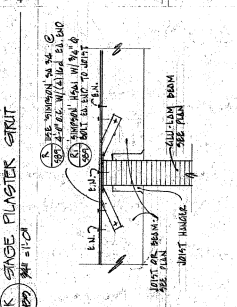
L 4x12 PLASTER SCRIBE
3/8\"/>



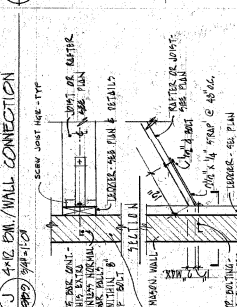
M FIRE TOPPING
3/8\"/>



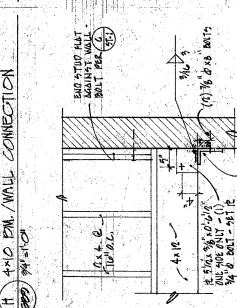
N 4x12 PLASTER SCRIBE
3/8\"/>



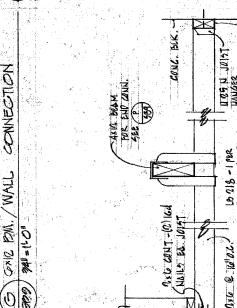
O 4x12 PLASTER SCRIBE
3/8\"/>



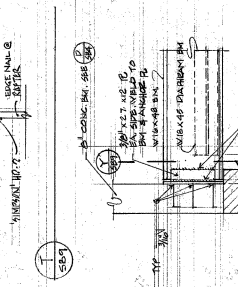
P TYPICAL WALL ANCHOR TO JOIST
3/8\"/>



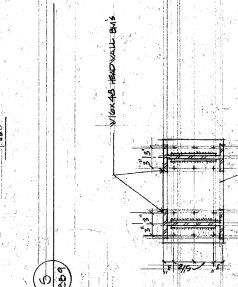
Q TYPICAL WALL ANCHOR TO JOIST
3/8\"/>



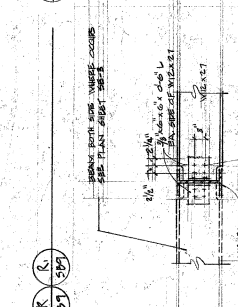
R TYPICAL WALL ANCHOR TO JOIST
3/8\"/>



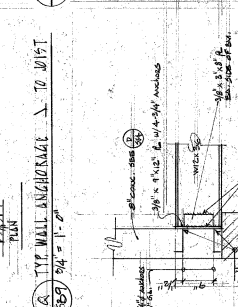
S HEAD WALL BEAM ANCHOR TO WALL
3/8\"/>



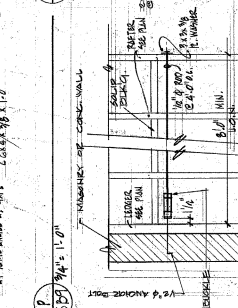
T HEAD WALL BEAM ANCHOR TO WALL
3/8\"/>



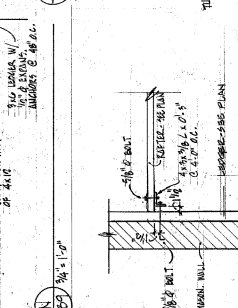
U HEAD WALL BEAM ANCHOR TO WALL
3/8\"/>



V HEAD WALL BEAM ANCHOR TO WALL
3/8\"/>



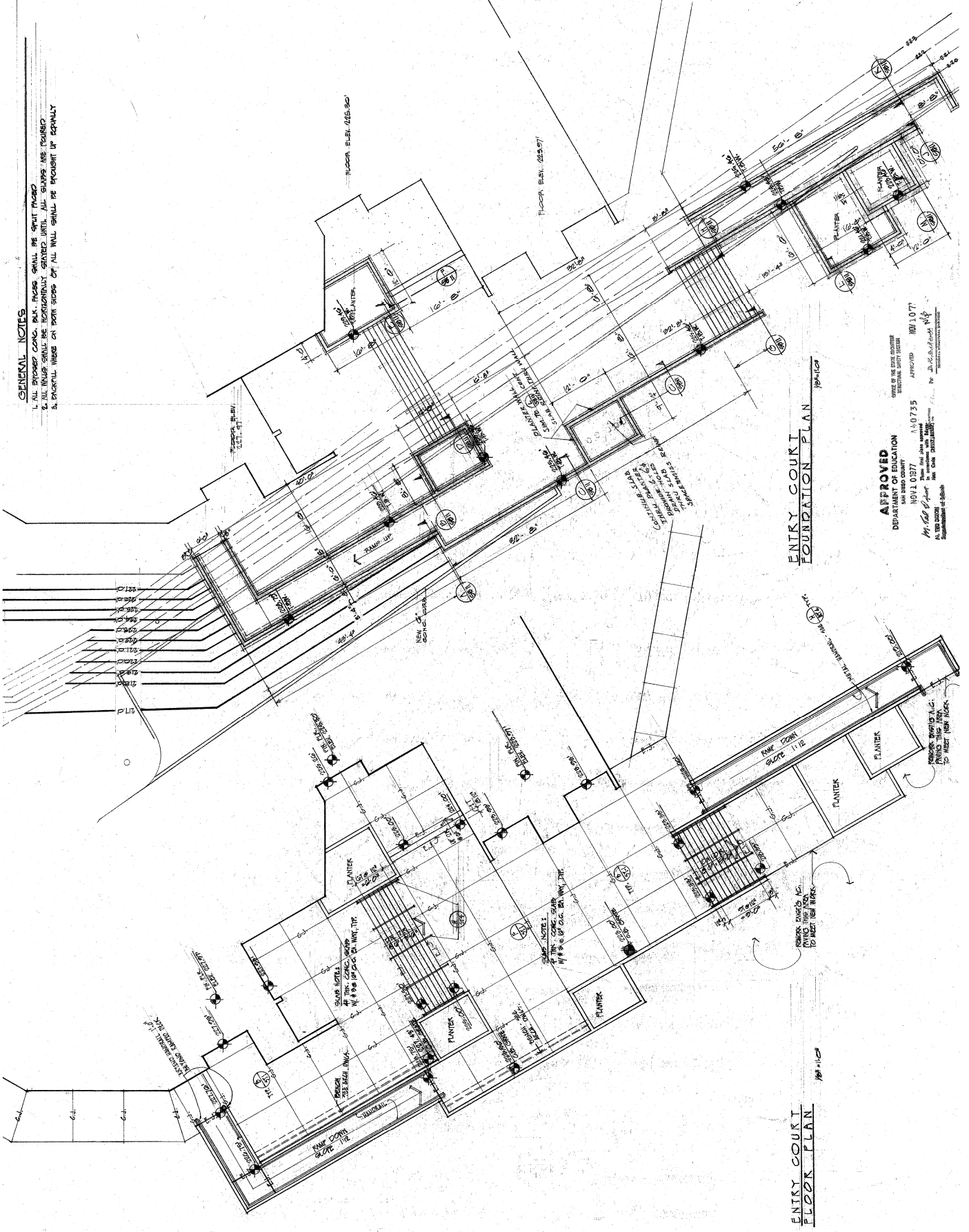
W HEAD WALL BEAM ANCHOR TO WALL
3/8\"/>



X HEAD WALL BEAM ANCHOR TO WALL
3/8\"/>

APPROVED
DEPARTMENT OF EDUCATION
SAC SAN DIEGO COUNTY
NOV 1 0 1977
NOV 07 35
APPROVED
NOV 10 77

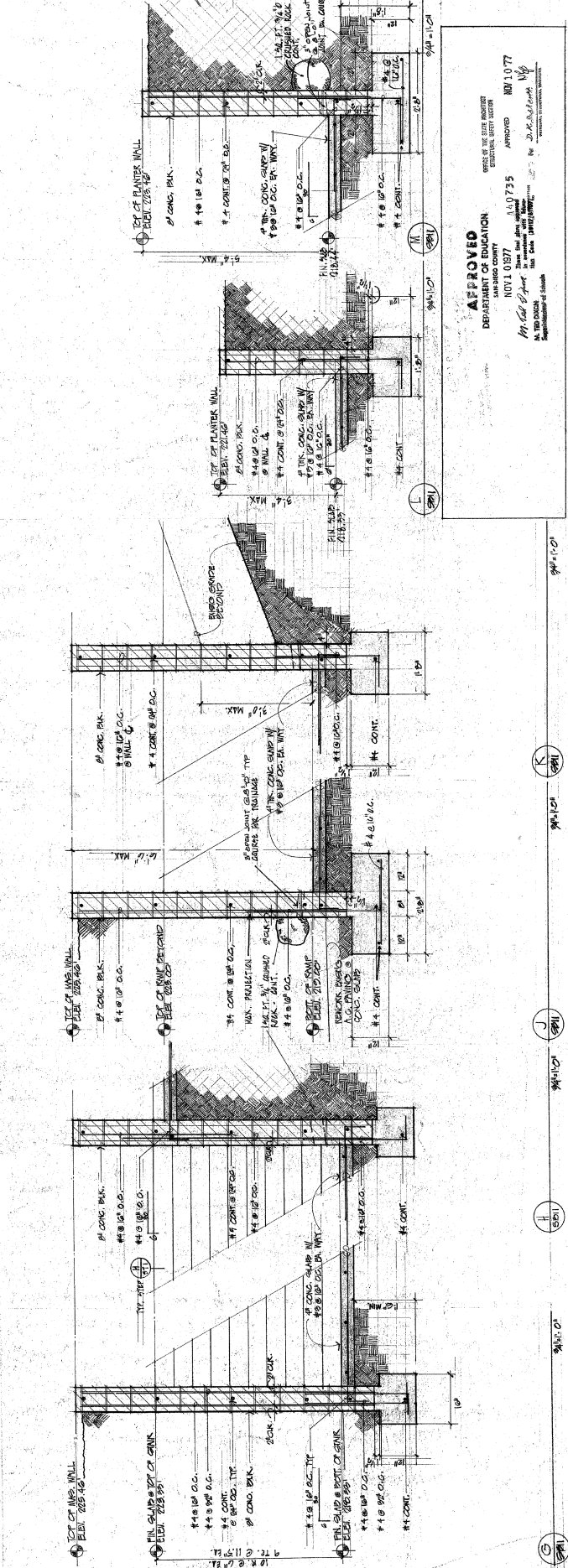
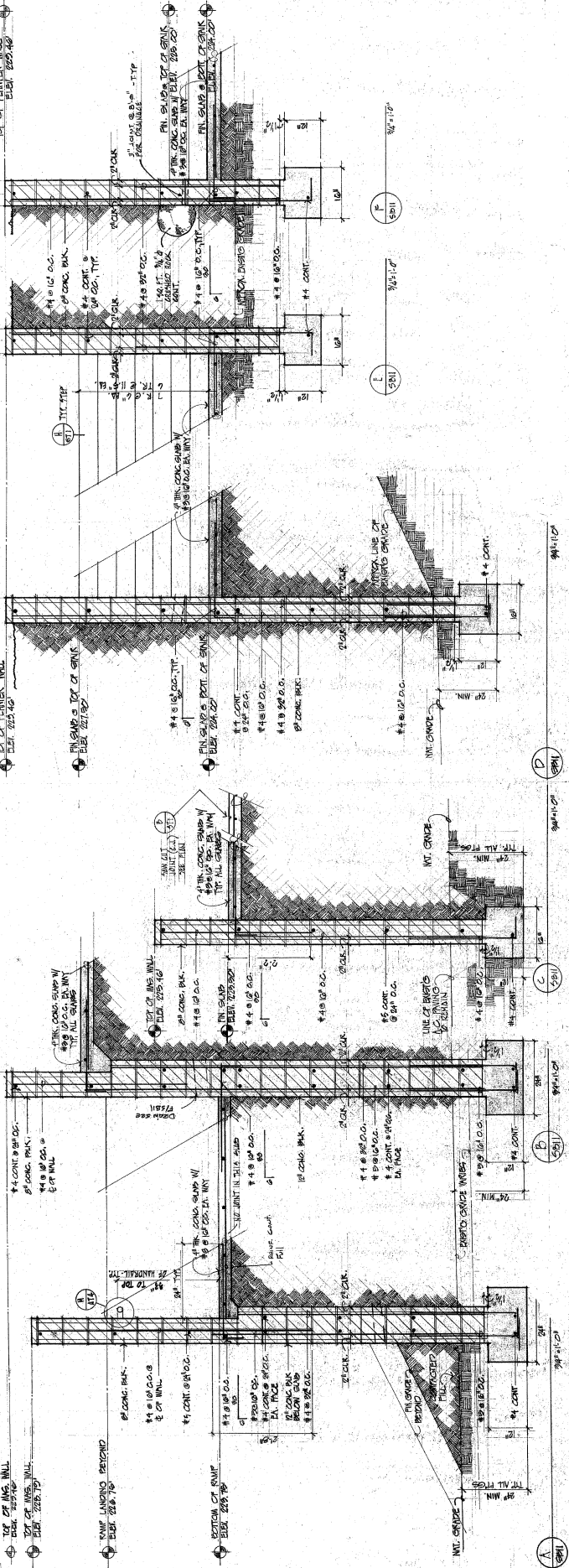
GENERAL NOTES
 1. ALL EXPOSED CONC. PILL. FLOORS SHALL BE SPILT PLACED.
 2. ALL REINFORCING BARS SHALL BE SPICED WITHIN 12" OF THE TOP OF THE SLAB.
 3. ALL REINFORCING BARS SHALL BE TIED TOGETHER AT ALL INTERSECTIONS.
 4. ALL REINFORCING BARS SHALL BE PROTECTED BY SPACERS.



ENTRY COURT FOUNDATION PLAN
 1/10/77

APPROVED
 DEPARTMENT OF REGULATION
 NOV 1 0 1977
 SA 0735
 APPROVED BY 1077
 1/10/77
 1/10/77

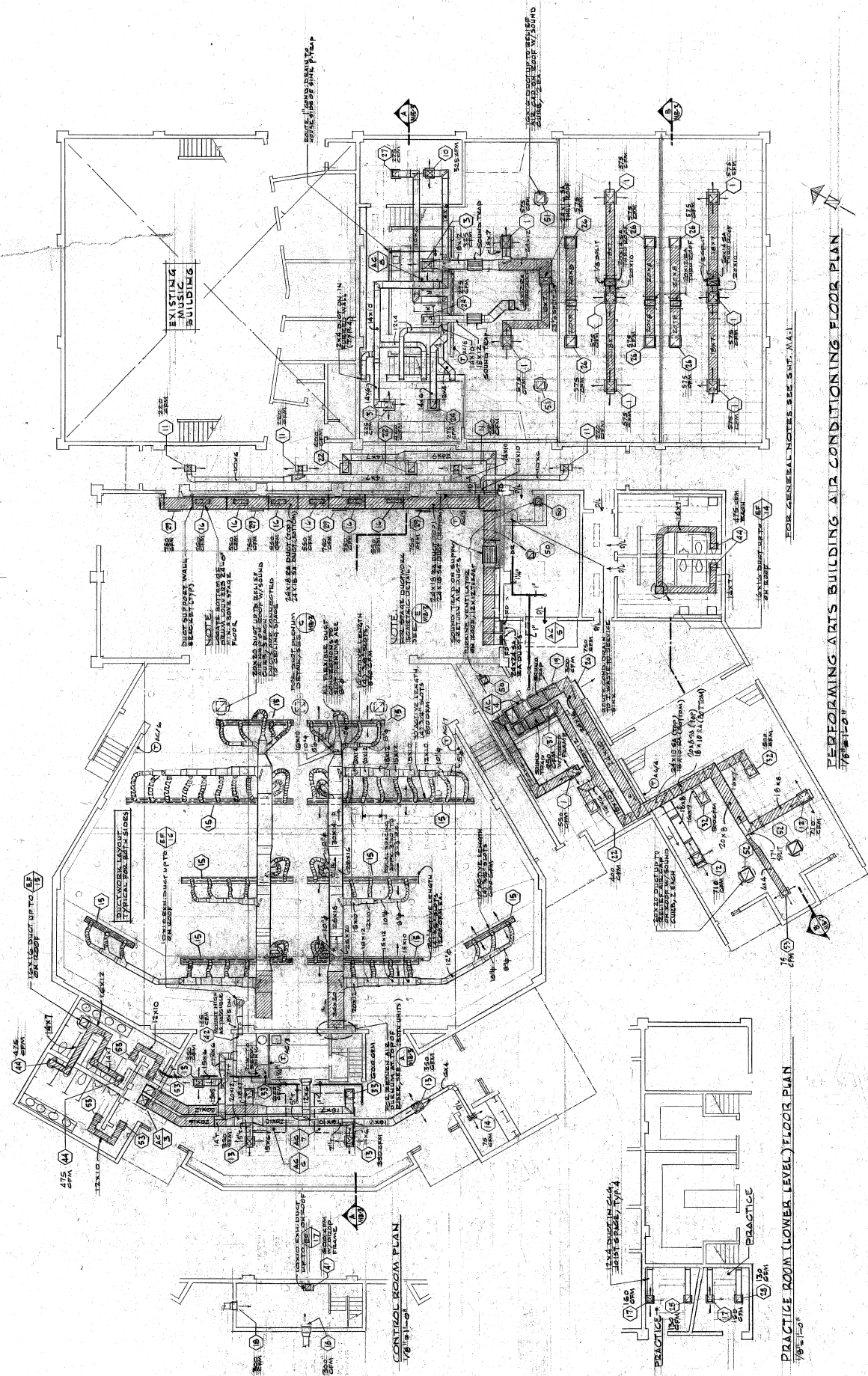
ENTRY COURT FLOOR PLAN
 1/10/77



APPROVED
 DEPARTMENT OF EDUCATION
 OFFICE OF STATE BOARD
 STRUCTURAL SAFETY DIVISION
 NOV 1 1977
 APPROVED NOV 10 1977
 BY: J. R. ALLEN
 SUPERVISOR OF DIVISION

Richard Young
 11/10/77

PERFORMING ARTS BUILDING FLOOR PLAN
 JULY 22, 1977
MD-1
 11/10/77



APPROVED
 DEPARTMENT OF EDUCATION
 SAN DIEGO COUNTY
 1011 G Street, San Diego, California
 Approved: *[Signature]*
 11/10/77

APPROVED
 OFFICE OF THE STATE ARCHITECT
 THERESA L. DEAN
 11/10/77

APPROVED
 11/10/77



FOR GENERAL NOTES, SEE SVT-A1-A-1

Richard Young
 2-2284

PERFORMING ARTS AIR CONDITIONING ROOF PLAN

JULY 20, 1977

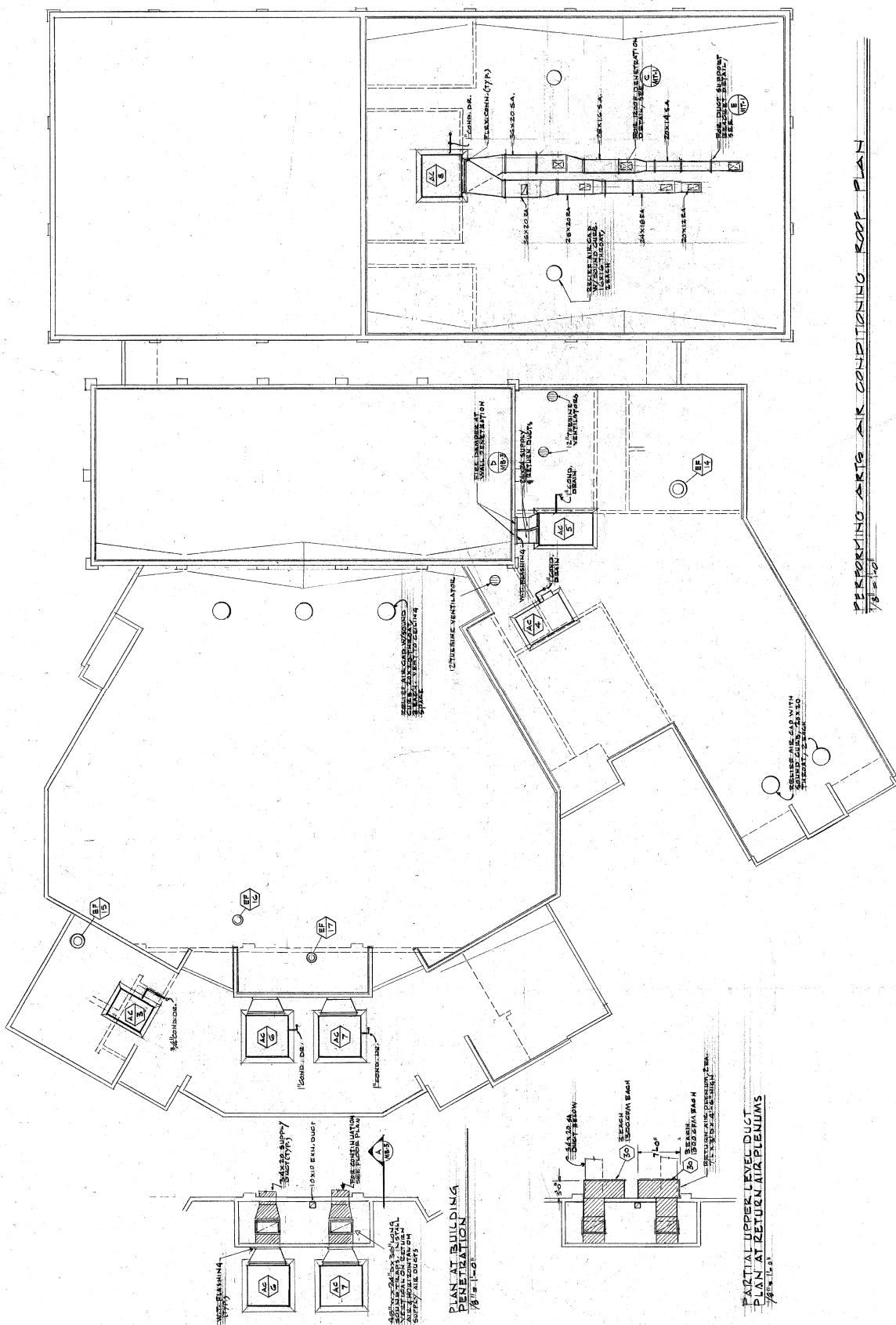
MB-2

APPROVED
 NOV 8, 1977

OFFICE OF THE STATE ARCHITECT
 CENTRAL OFFICE
 APPROVED NOV 10 1977
 SAN DIEGO COUNTY 040735
 DEPARTMENT OF EDUCATION
 NOV 1 09 77
 My Seal
 AL TO 0008
 REGISTERED ARCHITECT

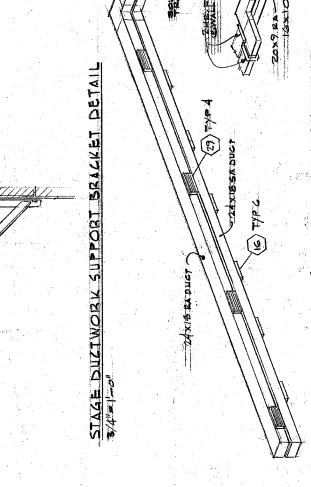
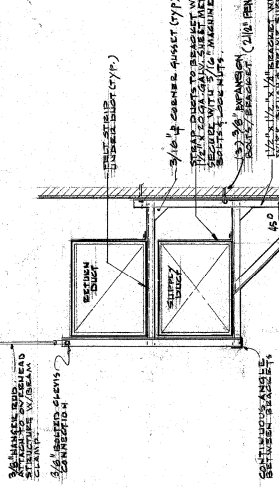

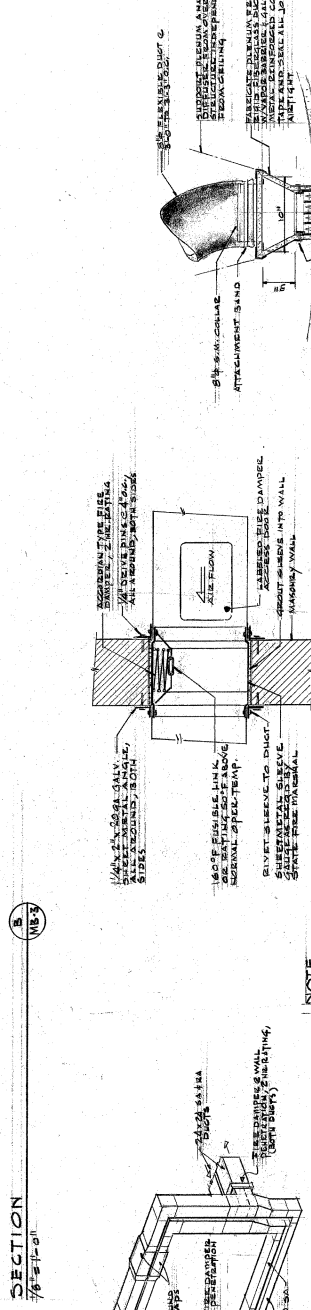
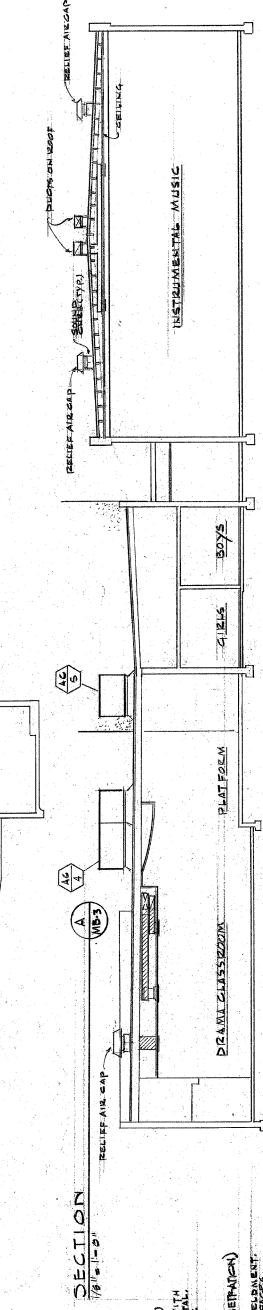
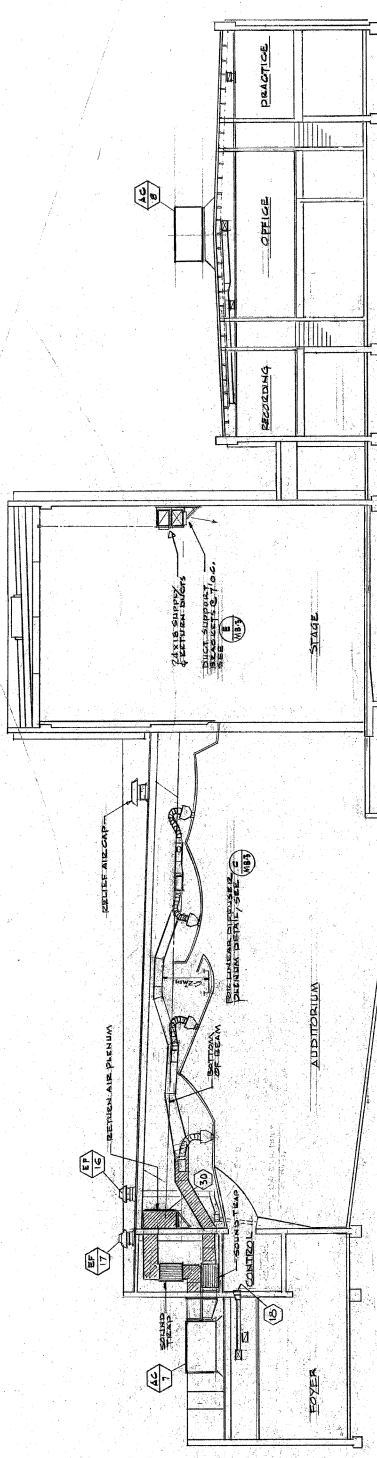


PERFORMING ARTS AIR CONDITIONING ROOF PLAN
 7/21/77



PLAN AT BUILDING PENETRATION
 1/8" = 1'-0"

PARTIAL UPPER LEVEL DUCT PLAN AT RETURN AIR PLENUMS
 1/8" = 1'-0"



APPROVED
 NOV 10 1977
 DEPARTMENT OF EDUCATION
 SACRAMENTO COUNTY
 APPROVED NOV 10 1977
 for R. B. Young
 ARCHITECT

APPROVED
 NOV 10 1977
 OFFICE OF THE STATE BOILER INSPECTOR
 SACRAMENTO DISTRICT

3/4\"/>

1\"/>

1\"/>

1\"/>

1\"/>

1\"/>

1\"/>

1\"/>

1\"/>

1\"/>

1\"/>

1\"/>

1\"/>

1\"/>

1\"/>

1\"/>

1\"/>

1\"/>

1\"/>

1\"/>

1\"/>

1\"/>

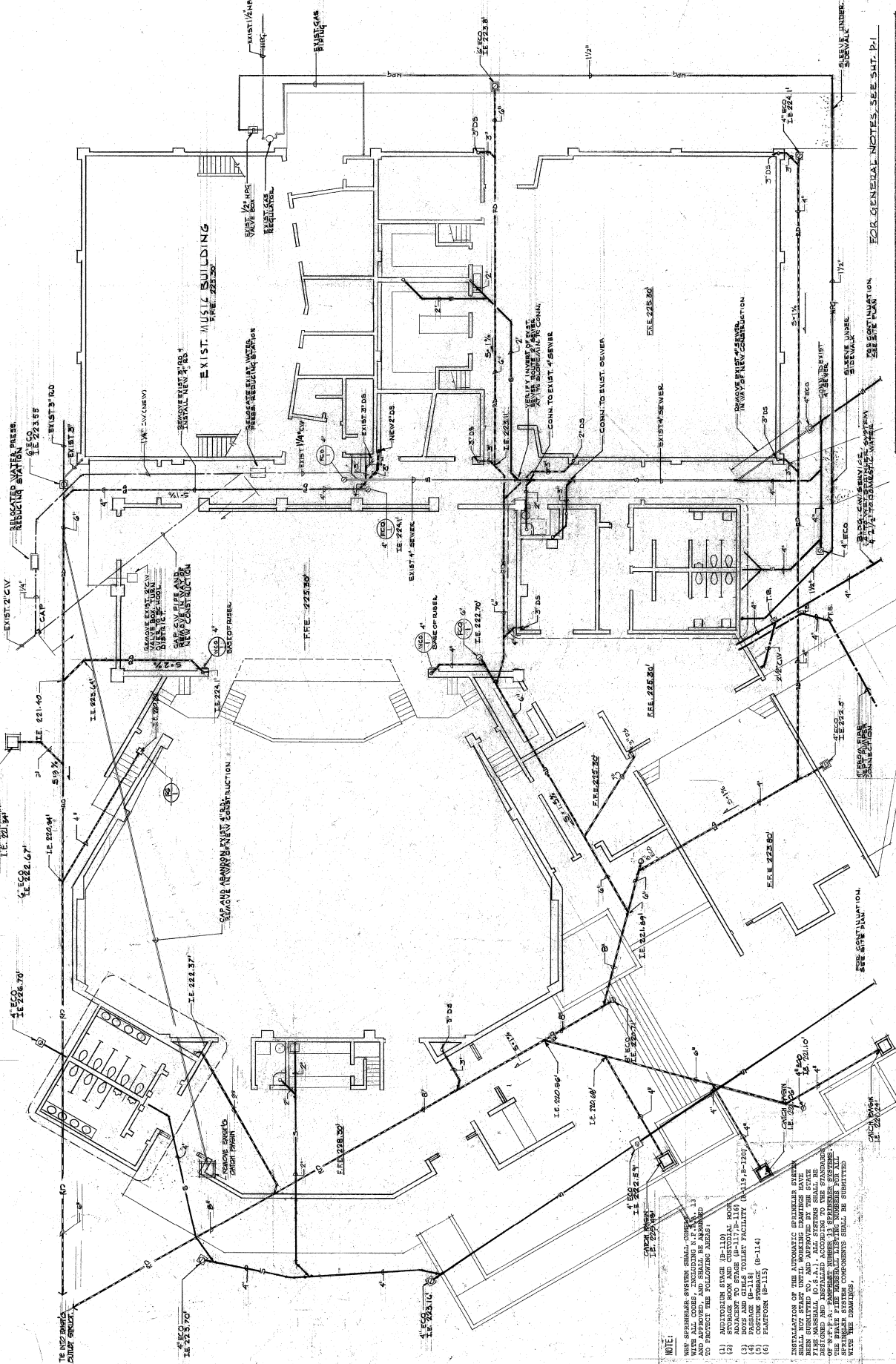
1\"/>

1\"/>

1\"/>

Richard Young
 C-2291

SEWERING, WATER SUPPLY AND PLUMBING PLAN
 JULY 20, 1971
 APPROVED
 NOV 10 1971
 RPL 1077

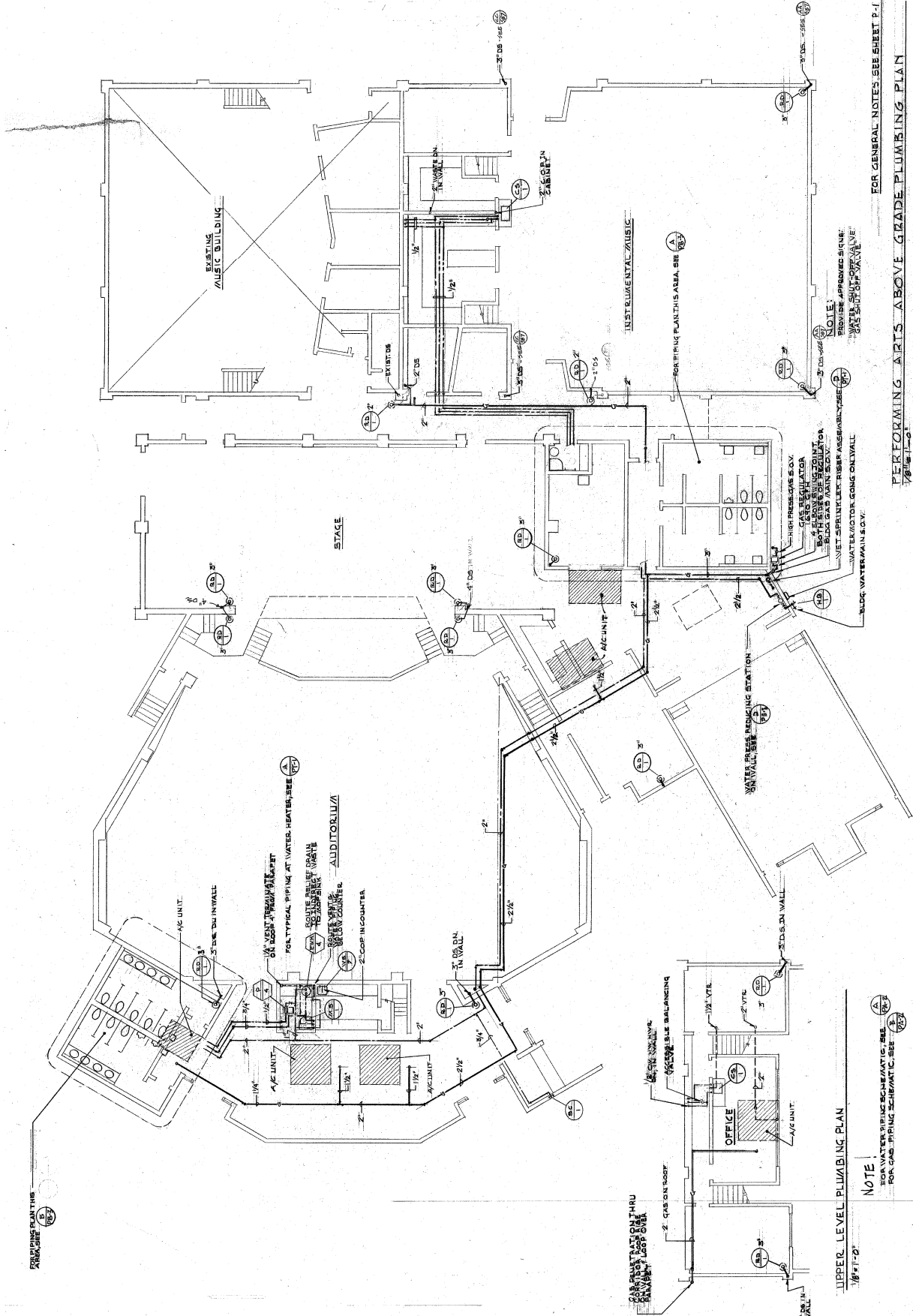


APPROVED
 DEPARTMENT OF EDUCATION
 DIVISION OF ARCHITECTURE
 NOV 10 1971
 APPROVED RPL 1077
 FOR GENERAL NOTES, SEE SHT. P-1



PERFORMING ARTS BLDG. BELOW GRADE PLUMBING PLAN
 1/8\"/>

- NOTE:
- WHEN SPRINKLER SYSTEM SHALL COMPLY WITH THE REQUIREMENTS OF THE CALIFORNIA FIRE MARSHALL (C.F.M.), ALL SYSTEMS SHALL BE INSTALLED AND APPROVED, AND SHALL BE ADAPTED TO PROTECT THE FOLLOWING AREAS:
 - AUDITORIUM SPACE (B-110) AND STAGE (B-111)
 - BOILER AND STEAM TOWER FACILITY (B-112)
 - CUSTOMER STORAGE (B-114)
 - PLANT ROOM (B-115)
- INSTALLATION OF THE AUTOMATIC SPRINKLER SYSTEM SHALL BE IN ACCORDANCE WITH THE CALIFORNIA FIRE MARSHALL (C.F.M.), ALL SYSTEMS SHALL BE INSTALLED AND APPROVED, AND SHALL BE ADAPTED TO PROTECT THE FOLLOWING AREAS:
- BOILER AND STEAM TOWER FACILITY (B-112)
 - CUSTOMER STORAGE (B-114)
 - PLANT ROOM (B-115)



FOR GENERAL NOTES SEE SHEET P-1

NOTE:
 SHOW AS APPROVED SIGN
 FOR GAS PIPING SEE SHEET P-1

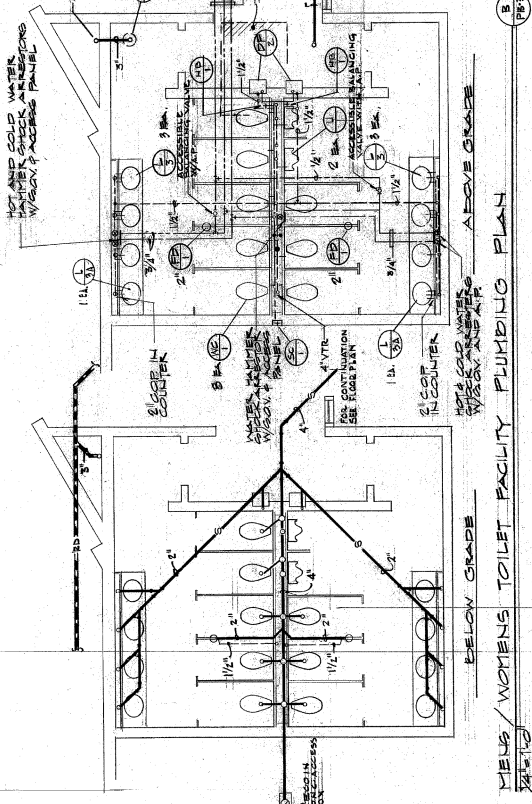
PERFORMING ARTS ABOVE GRADE PLUMBING PLAN
 1/8" = 1'-0"

APPROVED
 NOV 10 1977
 DEPARTMENT OF EDUCATION
 SAN DIEGO COUNTY
 NOV 10 1977
 APPROVED NO. 10771
 For *D. R. Belmont*
 Superintendent of Schools

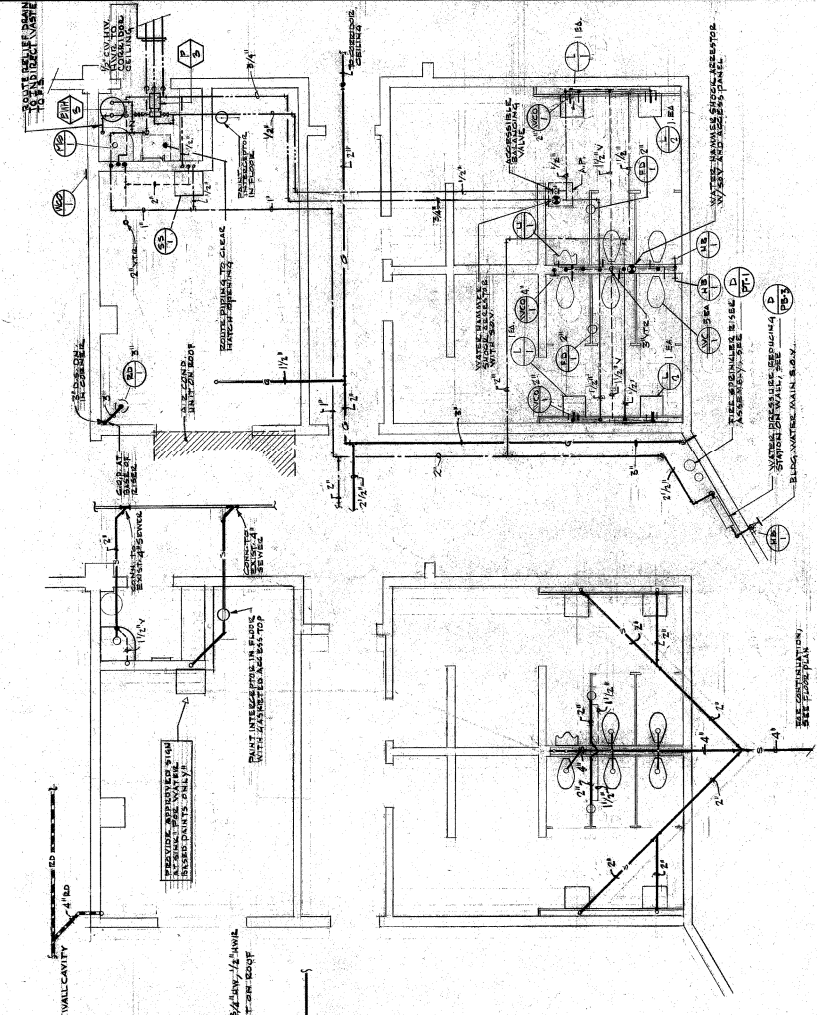


UPPER LEVEL PLUMBING PLAN
 1/8" = 1'-0"

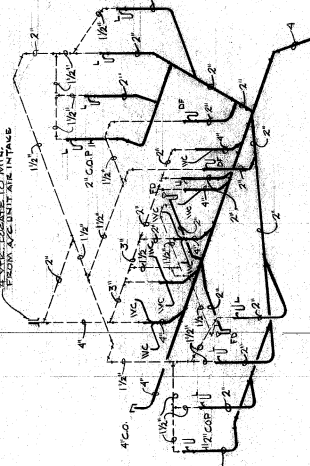
NOTE:
 FOR WATER PIPING SCHEMATIC, SEE SHEET P-1
 FOR GAS PIPING SCHEMATIC, SEE SHEET P-1



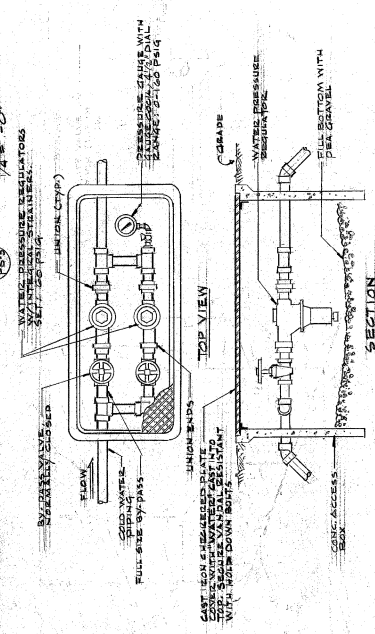
MENS/WOMENS TOILET FACILITY PLUMBING PLAN
 BELOW GRADE



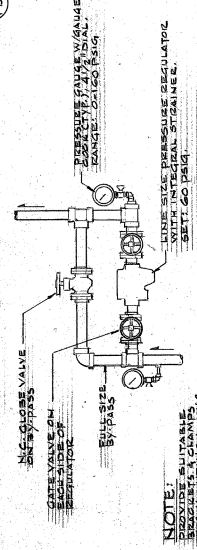
BOYS/GIRLS TOILET FACILITY PLUMBING PLAN
 ABOVE GRADE



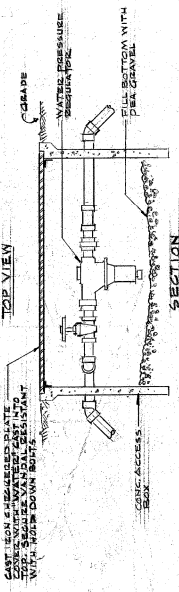
MENS/WOMENS TOILET FACILITY WASTE & VENT RISER DIAGRAM
 NO SCALE



BOYS/GIRLS TOILET FACILITY WASTE & VENT RISER DIAGRAM
 NO SCALE



WATER PRESSURE REDUCING STATION ON INTERIOR WALL
 NO SCALE

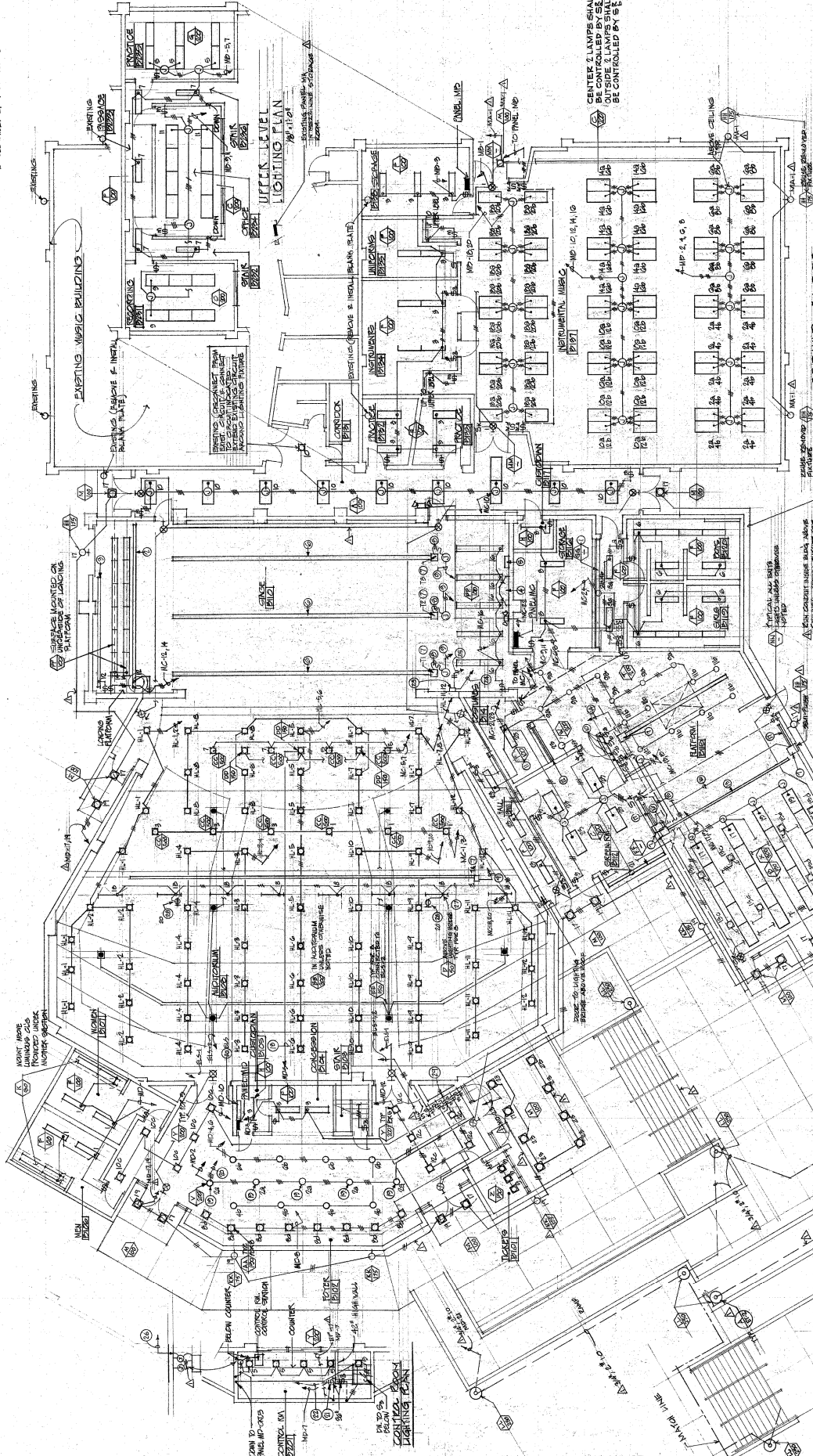


EXTERIOR WATER PRESSURE REDUCING STATION
 NO SCALE

APPROVED
 NOV 19 1977
 DEPARTMENT OF EDUCATION
 SAN DIEGO COUNTY
 APPROVED 11/19/77
 BY: D. R. [Signature]
 SUPERVISOR OF SCHOOLS

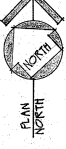


NOTES:
1. SEE SHEET 247 FOR NOTES



GROUND FLOOR LIGHTING PLAN

PERFORMING ARTS BUILDING LIGHTING PLAN



APPROVED
NOV 1 1977
NOV 1 1977

APPROVED
NOV 1 1977
NOV 1 1977

APPROVED
NOV 1 1977
NOV 1 1977

ARCHITECTS PLANNERS RICHARD B. YOUNG AIA RICHARD A. LUMDEN AIA
2910 EL CAMINO REAL, SUITE 208, OCEANSIDE, CALIF. 92054 (714) 757-0092 2510 WILF ROAD, FALLBROOK, CALIF. 92028 (714) 728-8819

EL CAMINO HIGH SCHOOL STUDENT CLASSROOMS
OCEANSIDE, CALIFORNIA

LIGHTING PLANS

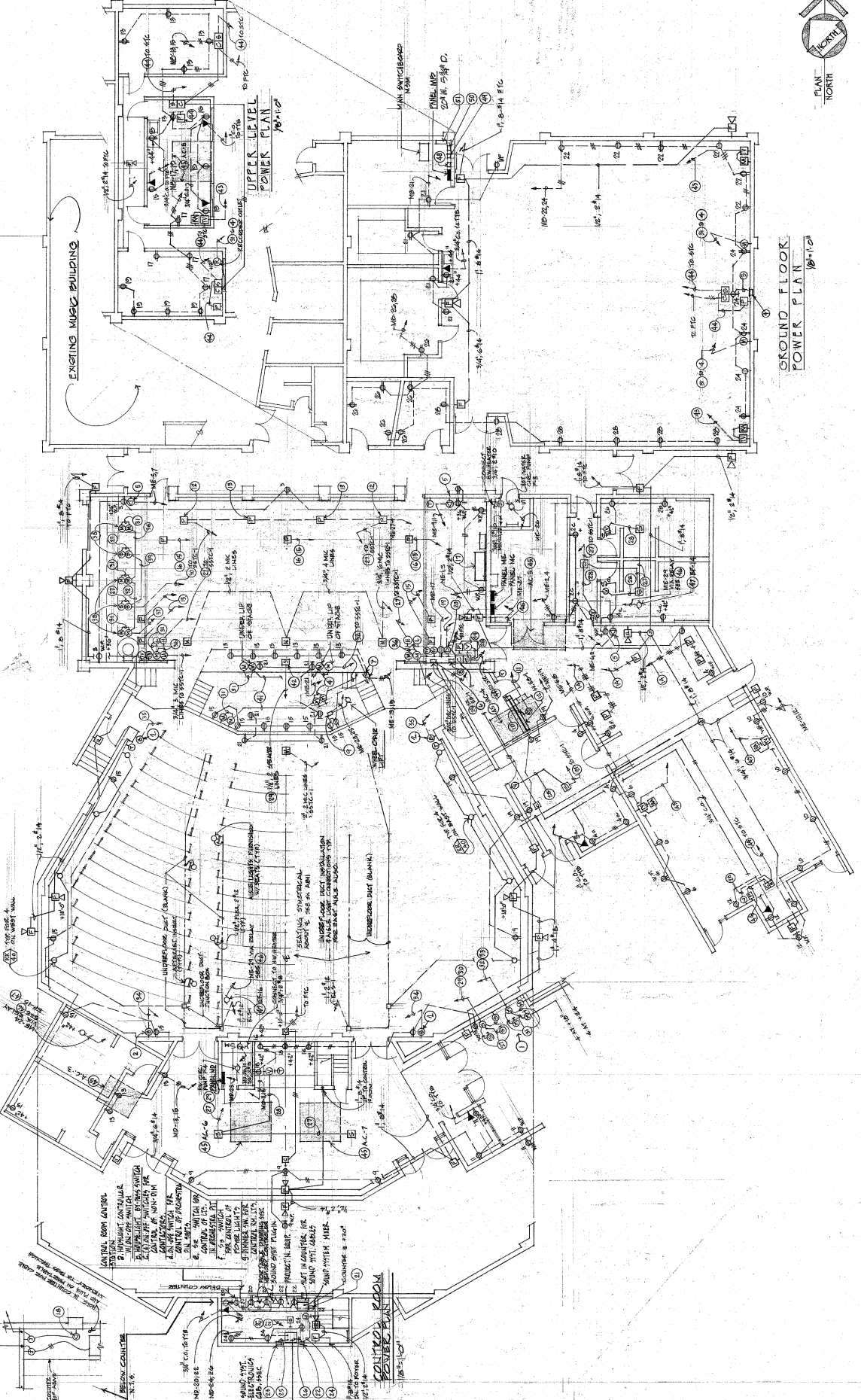
GROUP # PLANNING PLAN CONT.

GROUP # PLANNING PLAN CONT.

10-10

Richard B. Young
 c-2288

NOTES:
 SEE SHEET BB-4 FOR NOTES.

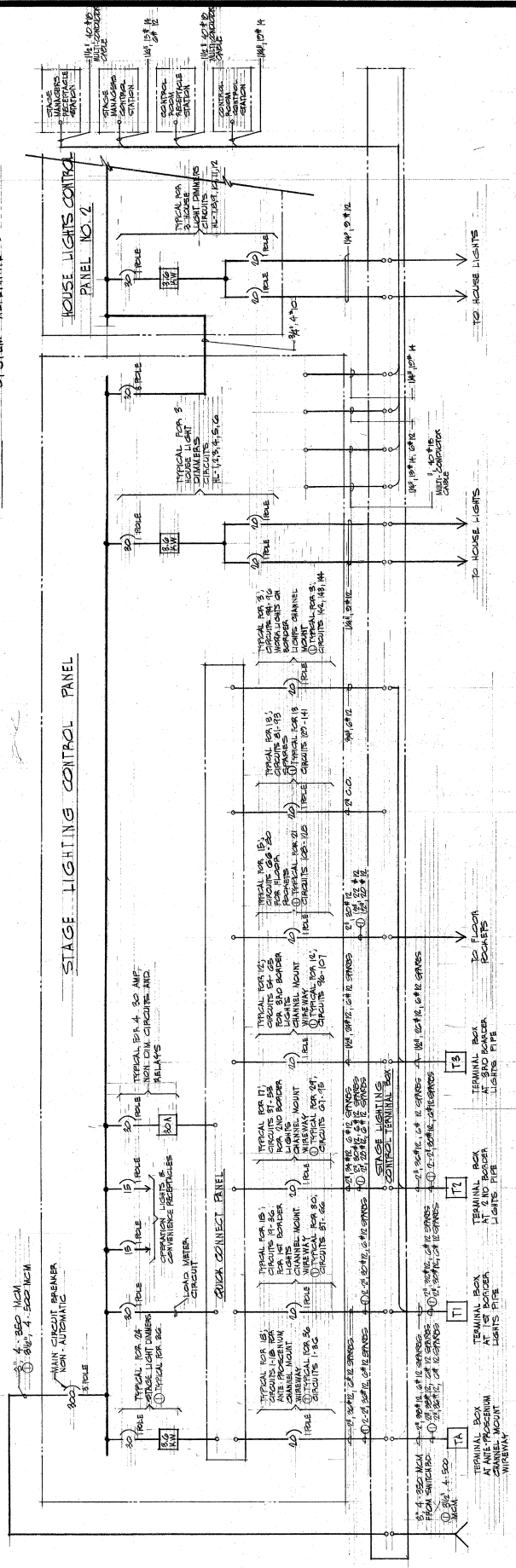


APPROVED
 DEPARTMENT OF EDUCATION
 SAN DIEGO COUNTY
 NOV 1 0 57
 APPROVED 10755
 APPROVED 10777
 APPROVED 10777
 APPROVED 10777
 APPROVED 10777

10-11-77

PERFORMING ARTS POWER PLAN

NOTE ① STAGE LIGHTING & LIGHTING CONTROL SYSTEM ALTERNATE 3

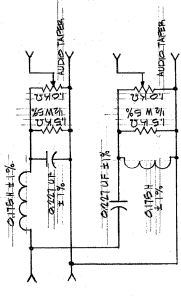


STAGE LIGHTING & LIGHTING CONTROL SYSTEM
 SINGLE LINE DIAGRAM

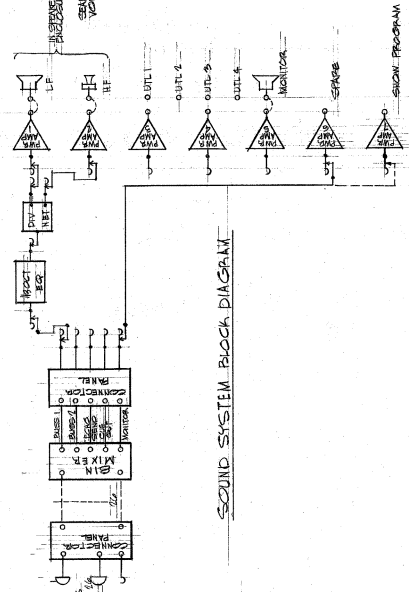
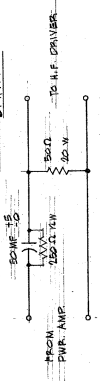
APPROVED
 DEPARTMENT OF BUILDING
 SAN DIEGO COUNTY
 NOV 10 1977
 M. G. [Signature]
 District Engineer
 1100 10th Street
 San Diego, California 92101

APPROVED
 NOV 10 1977
 R. J. [Signature]
 District Engineer
 1100 10th Street
 San Diego, California 92101

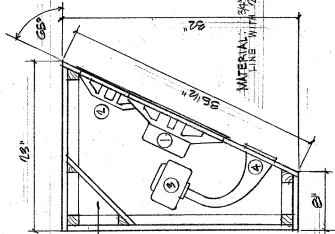
LOW LEVEL 800 Hz DIVIDING NETWORK



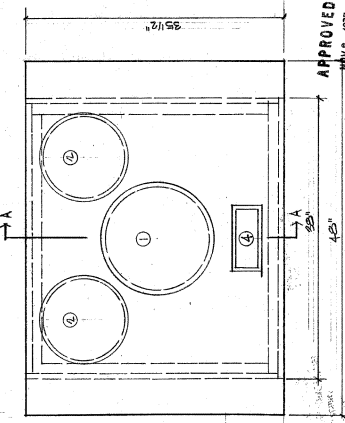
PROTECTIVE FILTER FOR HIGH FREQUENCY DRIVERS



SOUND SYSTEM BLOCK DIAGRAM



SECTION A-A



FULL ELEVATION OF FRONT SPEAKER DETAILS
 19 1/2" x 19" x 40"

- ① LOW FREQUENCY DRIVER - 100 W, 800 Hz
- ② PASSIVE RADIATOR - 100 W, 800 Hz
- ③ HIGH FREQUENCY DRIVER - 100 W, 800 Hz
- ④ MONITOR

